

Date	Progeo (English)	
User	Company stamp	
End user wheight (kg)		Rigid frame wheelchair
Language user manual	Responsible	

Keep attention to all measures.		
JOKER ENERGY is a completely welded wheelchair and no modifications can be carried out after its manufacturing.		
Wheelchair measures		
Seat width (LS)	<input type="checkbox"/> 33 <input type="checkbox"/> 36 <input type="checkbox"/> 39 <input type="checkbox"/> 42 <input type="checkbox"/> 45 <input type="checkbox"/> 48	
Seat depth (PS)	<input type="checkbox"/> 35 <input type="checkbox"/> 37,5 <input type="checkbox"/> 40 <input type="checkbox"/> 42,5 <input type="checkbox"/> 45 <input type="checkbox"/> 47,5 <input type="checkbox"/> 50	
The real seat depth, from the front part of the seat cloth to the backrest tube will be 1,5 cm more than the declared one.		
Footplate distance (DP) (cm)	
(Real distance between seat and footplate) - IMPORTANT NOTICE! From the footplate to the floor minimum 4cm !! (Minimum Front height = DP + 4cm)		
Setting	<input checked="" type="checkbox"/> Standard <input type="checkbox"/> Extremely prudenti <input type="checkbox"/> Prudential <input type="checkbox"/> Active <input type="checkbox"/> Extreme	
Backrest Height (TS)	Std.Value 33,5(min 26-max 47) adjustment steps 1.5cm	
Rear wheel camber	<input checked="" type="checkbox"/> 2° <input type="checkbox"/> 0° <input type="checkbox"/> 4° <input type="checkbox"/> 8° <input type="checkbox"/> 12° Special cambers (00989 - €)	
See reference tables N°4		
Front height STD 49	Rear height STD 42	

Frame	
<input checked="" type="checkbox"/> Made-to-measure aluminium welded frame Backrest with rake adjustable from -4° to +16°	
<input type="checkbox"/> Made-to-measure aluminium welded frame with fixed and welded backrest Not available: bright silver!!	
08932	

Frame Angle	
<input checked="" type="checkbox"/> Frame Angle STD 95°	<input type="checkbox"/> Frame Angle :
<input type="checkbox"/> Frame Angle 90° to the floor Exclude the installation of casters 5"	

Footplate	
<input checked="" type="checkbox"/> Tubular aluminium footplate - WELDED, not adjustable in height and angle <input type="checkbox"/> with plastic plate <input type="checkbox"/> with carbon fiber plate	
09193	
<input type="checkbox"/> Aluminium footplate EVOLUTION - (adjustable distance +/- 1,5cm) rake and depth adjustable <input checked="" type="checkbox"/> Internal <input type="checkbox"/> 2/3 Internal <input type="checkbox"/> 2/3 External <input type="checkbox"/> External	
04456	
<input type="checkbox"/> One piece Carbon fibre footplate JOKER - (adjustable distance +/- 1,5cm) Rake not adjustable Not available with: Width 48 - Frame Angle 85° and 90° to the floor	
04110	
<input type="checkbox"/> One piece Carbon fibre footplate - (adjustable distance +/- 1,5cm) Rake adjustable <input checked="" type="checkbox"/> Internal <input type="checkbox"/> External	
04111	

Frame colour (without extra charge)		
<input type="checkbox"/> Bright silver (Not available with welded backrest)	<input type="checkbox"/> Pearl white	<input type="checkbox"/> Opaque black
<input type="checkbox"/> Opaque orange		
Frame colour on request		
<input type="checkbox"/> Metallic matt blue	<input type="checkbox"/> Metallic matt grey	<input type="checkbox"/> Metallic matt anthracite
09194		

Date Order User Address

Seat

- ☆ Seat cloth with pocket (under seat)
- ☐ Seat with tension straps 08883
- ☐ Carbon rigid seat 08336
- ☐ Pocket (under seat) [25x11x4,5] 08281

Backrest adjustment and fixing system - Not available with welded backrest

- ☆ Backrest with double locking (upright and folded) with rake adjustable from -4° to +16°
- ☐ Backrest with upright locking system ONLY (no locking when folded) with rake adjustable from -4° to +16°
- ☐ Fixed back(non-folding back) with rake adjustable from -4° to +16°

Backrest

- ☆ Adjustable velcro straps and padded transpiring upholstery
- ☆ Aluminium backrest
- ☐ Titanium backrest 06811
Not available with welded backrest
- ☐ Carbon fibre backrest 04389
Not available with welded backrest

- ☐ **AIR** Integrated posture backrest (NOT REMOVABLE)
Carbon shell - Lateral retaining 7,5cm
Depth adjustment ±1cm. - Angle adjustment ±10°
not available for seat width 48

H 28	H 34	H 40			
Backrest Height (TS) min 34	Backrest Height (TS) min 38	Backrest Height (TS) min 44			
(.....)	(.....)	(.....)			
Lateral retaining wing A=high - R=regular					
A	R	A	R	A	R
<input type="checkbox"/>	<input type="checkbox"/>	<input type="checkbox"/>	<input type="checkbox"/>	<input type="checkbox"/>	<input type="checkbox"/>

Installation on:

- ☆ Aluminium backrest tubes
WITHOUT backrest rigidizer
- ☐ Aluminium backrest
- ☐ Titanium backrest 06811
Not available with welded backrest
- ☐ Carbon fibre backrest 04389
Not available with welded backrest



Handle tube

- ☆ Tubes with short handle
- ☐ SPORT tubes Without push handles
- ☐ Carbon fibre tubes with short handle (Lightest configuration) 04390
Not available with: Posture backrest PHYSIO - Posture backrest A I R
- ☐ Folding handles Minimum backrest height 30,5cm 02958
Not available with: Push handles for companion



Colour set: Rear wheels and forks - To be matched only with: Rear wheels Ultra-light Progeo - Standard! (22 - 24)

- ☆ Black 22" 24" 25" 26"
- ☐ Bright silver 22" 24" 00833
- ☐ Bright fuchsia 22" 24" 00833
- ☐ Bright blue 22" 24" 00833
- ☐ Bright red 22" 24" 00833
- ☐ Bright lime 22" 24" 00833
- ☐ Pearl white 22" 24" 00833

Casters

- ☆ 4" Soft
- ☐ 3" Sport (Lightest configuration)
- ☐ 5" Soft Not available with frame angle 90° to the floor
- ☐ 3" Active Soft (wide) - Aluminium alloy rim 06824
- ☐ 4" Active Sport (narrow) - Aluminium alloy rim 01398
- ☐ 4" Active Soft (wide) - Aluminium alloy rim 03943
- ☐ 5" Active Soft (wide) - Aluminium alloy rim Not available with frame angle 90° to the floor 07518
- ☐ 5" Pneumatic Not available with frame angle 90° to the floor 10844

Date	Order	User	Address
------------	-------------	------------	---------------

Rear wheels			
☆ 24" Ultra-light Progeo - Standard!			
<input type="checkbox"/> 22" Ultra-light Progeo - Standard!		(colour: black)	
<input type="checkbox"/> 25" Ultra-light Progeo - Standard!		(colour: black)	
<input type="checkbox"/> 26" Progeo - Standard!			
<input type="radio"/> 24" ULTRA-LIGHT PROGEO KEY SPORT		(Lightest configuration)	04383
<input type="radio"/> 24" Ultra-light "Spinergy LX"			01685
<input type="radio"/> 24" Ultra-light "Spinergy LXL"	<input type="checkbox"/> Black hub and white spokes	<input type="checkbox"/> Hub and spokes black	07846
<input type="radio"/> 24" Ultra-light "Spinergy Flex rim"	Integrated aluminium/rubber handrim		02270
<input type="radio"/> 25" Ultra-light "Spinergy LX"			02101
<input type="radio"/> 25" Ultra-light "Spinergy LXL"	<input type="checkbox"/> Black hub and white spokes		07847
<input type="radio"/> 26" Ultra-light "Spinergy LX"			02102
<input type="radio"/> 24" Off-road (aluminium handrim black)			01392

Rear wheel tyre			
☆ High pressure tyre	(22"-24"-25"-26")	(Lightest configuration)	
<input type="checkbox"/> High pressure profile tyre	(24")		
<input type="radio"/> Marathon Plus	(24"-25")	with anti-puncture protection	01669
<input type="radio"/> Anti-puncture - Colour Grey	(22")		04181
<input type="radio"/> Anti-puncture - Colour Black	(24")		11083
Not available with Rear wheels : 24" ULTRA-LIGHT PROGEO KEY SPORT, 24" Ultra-light "Spinergy LXL"			


Handrim	Wheel distance ☆ 3 cm	<input type="checkbox"/> 4 cm	
☆ Aluminium	(22"-24"-25"-26")	(Lightest configuration)	
<input type="radio"/> Aluminium black SOFT-TOUCH	(24"-25")	(24" handrim, on 25" wheel is installed with spacers)	09170
<input type="radio"/> Chromed Steel	(24"-25")	(24" handrim, on 25" wheel is installed with spacers)	01684
<input type="radio"/> Titanium	(24"-25")	(24" handrim, on 25" wheel is installed with spacers)	00016
<input type="radio"/> Ultra Grepp	(24"-25")	(24" handrim, on 25" wheel is installed with spacers)	00017
<input type="radio"/> Max Grepp	(24"-25")	(24" handrim, on 25" wheel is installed with spacers)	00834
<input type="radio"/> Ergo Para	(24")		00632
<input type="radio"/> TOP FRICTION	(24"-25")	(24" handrim, on 25" wheel is installed with spacers)	11023
<input type="radio"/> Oval countour with a rubber insert			
<input type="radio"/> NOVA H	(24"-25")	(24" handrim, on 25" wheel is installed with spacers)	11025
<input type="radio"/> Ergonomic black profile			
<input type="radio"/> NOVA D	(24"-25")	(24" handrim, on 25" wheel is installed with spacers)	11026
<input type="radio"/> Ergonomic profile with rubber coating (ideal for quadriplegics)			
<input type="radio"/> SURGE LT	(25")	Oval countour with a rubber insert	06427
<input type="radio"/> Quad	(24")		00693
<input type="radio"/> Silicon cover for standard aluminium handrim		Available for measures (22"- 24" - 26")	04050

Wheel locks			
☆ Bent lever push to lock			
<input type="checkbox"/> Straight lever push to lock			
<input type="checkbox"/> Straight lever pull to lock			
<input type="radio"/> Sport brake		(Lightest configuration)	06428
<input type="radio"/> Brake with extension lever push to lock			01949
<input type="radio"/> Brake with extension lever pull to lock			03372

Mudguard			
☆ Carbon fibre mudguard			
<input type="checkbox"/> Carbon fibre Straight sideguard	☆ Aligned wheel	<input type="checkbox"/> Under wheel cm	<input type="checkbox"/> Above wheel cm
<input type="radio"/> Removable carbon fibre mudguard			04109
<input type="radio"/> Removable Carbon fibre straight sideguard	☆ Aligned wheel	<input type="checkbox"/> Under wheel cm	<input type="checkbox"/> Above wheel cm
<input type="radio"/> Welded straight mudguard	Available only with made-to-measure aluminium welded frame with fixed and welded back		08933
	☆ Aligned wheel	<input type="checkbox"/> Under wheel cm	<input type="checkbox"/> Above wheel cm

Date Order User Address





Armrests

- ☐ Tubular armrests (Swing away, removable and height adjustable armrest)  00694




Accessories

- ☐ Pad for front frame protectors 07058
- ☐ Backrest-seat connection cloth 10241
- ☐ Removable storage bag (with quick coupling) 09811

Optional 1

- ☐ Set-up for post-sale optional assembly
- ☐ Transit wheels  03290
- ☐ Crutches support ☐ Right 00838
☐ Left 00837 
- ☐ Anti-tipper with rapid hookup (inside rotation to reduce the encumbrance)  06821
☐ Right 06822
☐ Left
- ☐ Tipping aid ☐ Right 00025
☐ Left 01046 

Optional 2

- ☐ Push handles for companion (Removable and height adjustable)  03645
- ☐ Tetraclip (Quick release axle for quadriplegic)  03947
- ☐ Safety pelvic belt 03972
- ☐ Harness 04103
- ☐ Lumbar support (to insert in the backrest upholstery) 00013
- ☐ Swing away lateral support ☐ Right 02097
Not available with: ☐ Left 02098
Posture backrest PHYSIO - Posture backrest A I R 
- ☐ Spoke guards Black (22"-24") 01043
- ☐ Spoke guards Transparent (22"-24") 00835
- ☐ Spoke guards Progeo design (22"-24") 00019
- ☐ Spoke guards Dragon (22"-24") 02106

Additional Kit

- ☐ 24" Off-road rear wheels Off-Road tyre - aluminium handrim (black colour) 03378
- ☐ 24" FAT rear wheels FAT tyre 3" - aluminium handrim (black colour) 09357





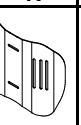
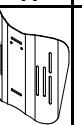

Date Order User Address

PHYSIO - Posture backrest


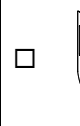
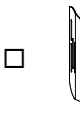
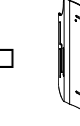
(Std. Backrest upholstery not provided)

Removable with quick release
Suitable for tubes with diameter 18÷26mm
Depth adjustment (4cm)
Angle adjustment ($\pm 18^\circ$)

- ☐ **AIR** Carbon shell
not available for seat width 48

BACKREST HEIGHT		28		34		40		
Shell's shape		Lateral retaining wing A=high - R=regular						
<div>7,5 cm</div> 	A		R		A		R	
								
		<input type="checkbox"/>	<input type="checkbox"/>	<input type="checkbox"/>	<input type="checkbox"/>	<input type="checkbox"/>	<input type="checkbox"/>	

- ☐ **POSTURE** Aluminum shell

BACKREST HEIGHT	34	40	52
Shell's shape	Lateral retaining wing B=regular		
			
	<input type="checkbox"/>	<input type="checkbox"/>	<input type="checkbox"/>

Configuration DEEP with side support PAD (height adjustable)

- ☐ Aluminum lateral with padded, breathable upholstery.



Small (h 13cm)



☐ Right
10272



☐ Left
10272

Large (h 20cm)



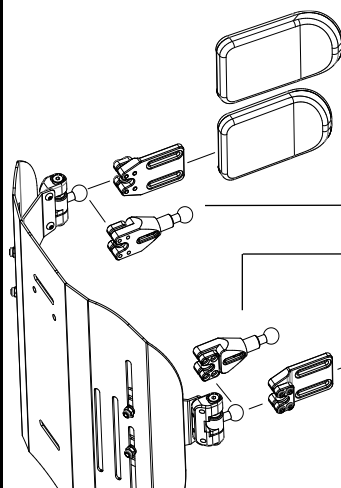
☐ Right
10273



☐ Left
10273

SWING AWAY - Lateral support

Fixing and adjustment hardware complete with protection sleeve
Aluminum lateral with padded, breathable upholstery.



☐ Large (18x12)

05647

☐ Small (14x9)

05643

☐ Lateral support extension

Quantity (number pcs).....
10271

☐ Lateral support extension

Quantity (number pcs).....

☐ Small (14x9)

05642

☐ Large (18x12)

05646

- ☐ Headrest adjustable - Double ball mounting system

Available only with backrest Physio
Not available for backrest Physio AIR carbon shell



☐ Large (34x14)
☐ Small (28x14)

05648

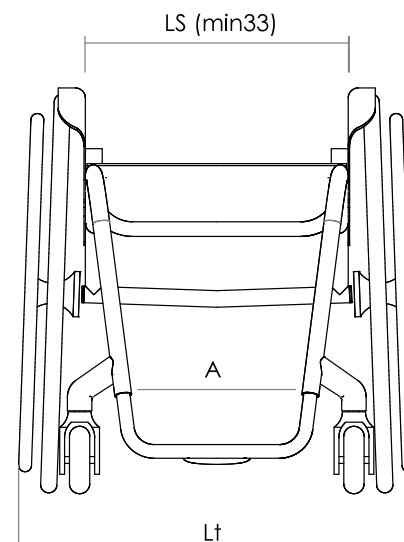
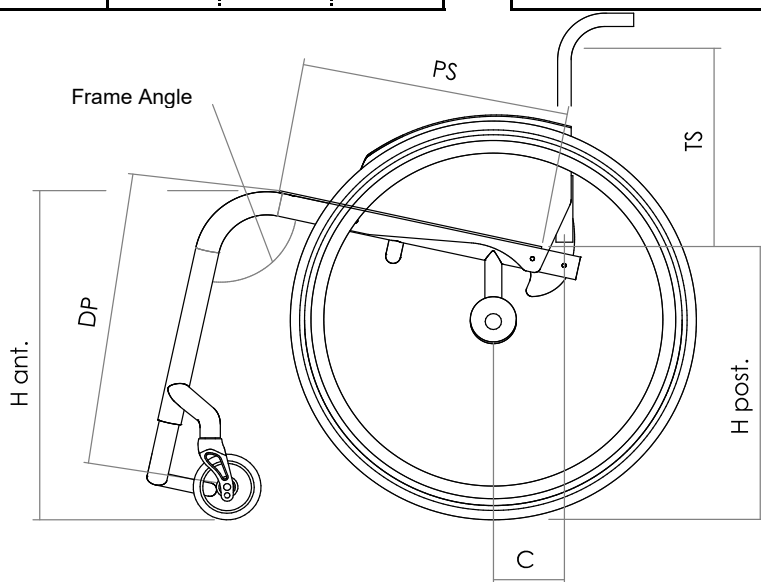
Date	Order	User	Address
------------	-------------	------------	---------------

1	A Footplate width		
DP	35+39	40+45	46+50
LS			
33	21	20	19
36	24	23	22
39	26	25	24
42	29	28	27
45	32	31	30
48	35	34	33

2	Setting	C :
	Extremely prudential	7,5
	Prudential	9
	Standard	10,5
	Active	12
	Extreme	13,5

3	Lt Maximum width
Camber	
0°	LS + 18
2°	LS + 21
4°	LS + 24
8°	LS + 30
12°	LS + 36

Maximum width calculated including 3 cm. distance between tyre and handrim



Wheelchair : Progeo JOKER ENERGY - Rev. 2023.3	Prices - VAT excluded to be added to the price list	<div style="border: 1px solid black; padding: 2px;"> Send this page only if any optional have been chosen </div> <div style="display: flex; align-items: center;"> <div style="margin-right: 5px;"> <input type="checkbox"/> standard <input type="checkbox"/> on request <input type="checkbox"/> optional </div> <div style="font-size: 0.8em;"> (supplied if no requests are indicated) (without extra charge) (cost to be added at the basic price) </div> </div>
---	---	---

Date Order User Address

12" wheel - Motor 250W (750W maximum power)
14" wheel - Motor 1000W (1500W maximum power)

Color display with switcher
Maximum speed limit settable from display
5 speed levels selectable
10 display-selectable acceleration levels
Adaptive Cruise Control

Disc and electronic brake control lever
Motor brake (adjustable in 10 levels from the display)
Electronic brake with control bottom (adjustable in 10 levels from the display)
Power regain when braking

Error messages management from display (with error history)
Rear gear beeper
48V - 5.8 Ah battery Autonomy up to 25km
48V - 11.6 Ah Power plus battery Autonomy up to 50km
Battery charger 48V

Rear gear
USB port
Easle
Mudguard
Front spoiler with predisposition for FULL LED light

(Certified software)

☐ **Mototronik**

10979



Handlebar

☆ STANDARD controls

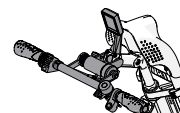
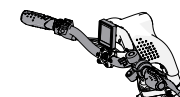
☆ Thumb accelerator and Disc and electronic brake control lever (Right)

☐ Grip throttle and Disc and electronic brake control lever

☐ Right
☐ Left


10913
10914

☐ **QUADRIPLLEGIC controls**
Handlebar PUSH&PULL




10905

☆ **MOTOTRONIK 12" wheel**
Motor 250W (750W maximum power)
Maximum speed according to law



☐ **MOTOTRONIK 14" wheel**
Motor 1000W (1500W maximum power)
Maximum speed according to law



10903

Battery


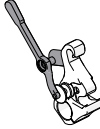

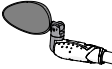

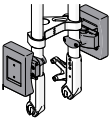
☆ 48V - 5.8 Ah battery *Autonomy up to 25 km*

☐ 48V - 11.6 Ah Power plus battery *Autonomy up to 50 km*

10904

Date Order User Address

Accessories

- | | | |
|---|---|---|
| <input type="radio"/> Handlebar extension
Adjustable from 15cm up to 23cm |  | 10907 |
| <input type="radio"/> Motor unit facilitated unlock lever
Recommended with handlebar for quadriplegic |  | 10915 |
| <input type="radio"/> Additional FLY 48V - 2.9 Ah battery
Autonomy up to 15km
Approved for air transport | | 10906 |
| <input type="radio"/> FULL LED light (high intensity)
Integrated in the spoiler |  | 10908 |
| <input type="radio"/> Rearview mirror | <input type="radio"/> Right
<input type="radio"/> Left | 
10909
10909 |
| <input type="radio"/> Basket (removable) - (with KLiCKfix® attachment system) |  | 10912 |
| <input type="radio"/> Removable front weight - (with KLiCKfix® attachment system)
(it increases the weight over the power wheel to improve traction) |  | 10910 |
| <input type="radio"/> Travel bag | | 10916 |

Note