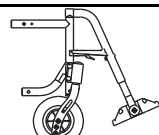


Date User End user wheight (kg) Language user manual	Progeo (English) Company stamp	Folding frame wheelchair
Responsible		

Wheelchair measures - The tolerance on all the dimensions indicated and/or required is ± 10 mm			
Seat width (LS)	<input type="checkbox"/> 36 <input type="checkbox"/> 39 <input type="checkbox"/> 42 <input type="checkbox"/> 45		
Seat width (LS) MAXI		<input type="radio"/> 48	03025
With backrest rigidizer - Available only Blue china		<input type="radio"/> 51	04030
		<input type="radio"/> 54	04031
Seat depth (PS)	<input type="checkbox"/> 40 <input type="checkbox"/> 42,5 <input type="checkbox"/> 45		
The real seat depth, from the front part of the seat cloth to the backrest tube will be 2 cm more than the declared one.			
Backrest Height (TS)	Std.Value 41(min 27-max 47) adjustment steps 1.5cm		
Backrest rake adjustable from -6° to +6°			
Setting	<input checked="" type="checkbox"/> Standard <input type="checkbox"/> Amputee position		
Footplate distance (DP) (cm) ± 0.5 cm - adjustment steps 1.5cm		
(Real distance between seat and footplate) - IMPORTANT NOTICE! From the footplate to the floor minimum 4cm !! (Minimum Front height = DP + 4cm)			
Crossbrace double as standard			
Front height (STD 50) - Rear height (STD 45,5)			

Frame	
<input checked="" type="checkbox"/> Standard frame	
<input type="checkbox"/> Blue china <input type="checkbox"/> Bright red	(not available for seat width MAXI 48, 51 and 54)

Casters	
<input checked="" type="checkbox"/> 6" Soft <input type="radio"/> 4" Soft <input type="radio"/> 5" Soft <input type="radio"/> 5" Pneumatic <input type="radio"/> 6" Pneumatic <input type="radio"/> 7" Soft	00010 00832 10844 02107 02108

Rear wheels			
<input checked="" type="checkbox"/> 24" Rear wheel			
<input type="radio"/> 22" rear wheel			03136
<input type="radio"/> 22" with brake handles for companion (drum brake) (aluminium handrim)			03385
<input type="radio"/> 24" with brake handles for companion (drum brake) (aluminium handrim)			03384
<input type="radio"/> One arm drive - (24" rear wheels Aluminium handrim and High pressure profile tyre)			
	<input type="radio"/> Right <input type="radio"/> Left		02103
<input type="radio"/> 12" transit rear wheels	H Post fixed 45,5	<input type="checkbox"/> Anti-puncture <input type="checkbox"/> Pneumatic	02104
<input type="radio"/> 12" transit rear wheels with brake handles for companion.	H Post fixed 45,5	<input type="checkbox"/> Anti-puncture <input type="checkbox"/> Pneumatic	02105

Rear wheel tyre		
<input checked="" type="checkbox"/> High pressure profile tyre <input type="radio"/> High pressure tyre <input type="radio"/> Anti-puncture - Colour Grey	(24") (22"-24") (22"-24")	00751 04181

Handrim		
<input checked="" type="checkbox"/> Aluminium <input type="radio"/> Aluminium black SOFT-TOUCH <input type="radio"/> Chromed Steel <input type="radio"/> Titanium <input type="radio"/> Ultra Grepp <input type="radio"/> Max Grepp <input type="radio"/> TOP FRICTION Oval countour with a rubber insert <input type="radio"/> NOVA H Ergonomic black profile <input type="radio"/> NOVA D Ergonomic profile with rubber coating (ideal for quadriplegics) <input type="radio"/> Quad <input type="radio"/> Silicon cover for standard aluminium handrim	Wheel distance <input checked="" type="checkbox"/> 3 cm <input type="checkbox"/> 4 cm (22"-24") (24") (24") (24") (24") (24") (24") (24") (24") (24") (24")	09170 01684 00016 00017 00834 11023 11025 11026 00693 04050


Date	Order	User	Address
------------	-------------	------------	---------------

Optional on request (WITHOUT EXTRA CHARGE)
☐ ANTI-TIPPERS - TRANSIT WHEELS - TIPPING AID

Wheel locks

☆ Standard brake


☐ Brake with extension lever push to lock


01949

Footplate - See reference tables N°3

☆ Plastic footrest, rake adjustable
 Minimum footplate distance 29cm.

Joining system - Standard for MAXI 48-51-54


11525

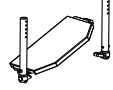
☐ One piece footplate - Flip-up! rake and depth adjustable
 Minimum footplate distance 27cm.

☐ Internal

☆ 2/3 Internal

☐ External

 (not available for seat width MAXI 48, 51 and 54)
☐ Multi-function and rotative system - Minimum footplate distance 22cm.


01533

03945

☐ One piece aluminium footplate - Flip-up! rake and depth adjustable
 Minimum footplate distance 27cm.


☐ Internal

☆ 2/3 Internal

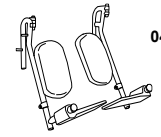
☐ 2/3 External

☐ External

 (not available for seat width MAXI 48, 51 and 54)


04099


☐ Elevating footrest
 Minimum footplate distance 34cm.



04095

Armrests

☆ Desk armrests PROGEO
 Removable armrest with ABS mudguard

(Removable and height adjustable)




00009

☐ Tubular armrests
 (Removable and height adjustable with ABS Mudguard)

Accessories

☐ Pad for front frame protectors

07058

☐ Removable storage bag (with quick coupling)

09811

Optional

☐ Push handles for companion


☐ Safety pelvic belt
☐ Harness

☐ Tray table (removable)


☐ Super Head rest

(Removable and height adjustable)

 (Folding with the wheelchair)


01048

03972
04103


00508
04049


Optional

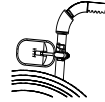
☐ Crutches support

☐ Swing away lateral support
 Not available with Posture backrest PHYSIO

☐ Right
☐ Left

☐ Right
☐ Left


00838
00837


02097
02098

01043
00835
00019
02106

☐ Spoke guards Black (22"-24") **01043**
☐ Spoke guards Transparent (22"-24") **00835**
☐ Spoke guards Progeo design (22"-24") **00019**
☐ Spoke guards Dragon (22"-24") **02106**

Additional Kit

☐ 24" Off-road rear wheels
☐ 24" FAT rear wheels

Off-Road tyre - aluminium handrim (black colour)
 FAT tyre 3" - aluminium handrim (black colour)

03378
09357








Date Order User Address

PHYSIO - Posture backrest


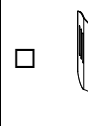
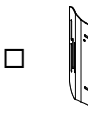
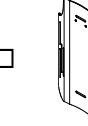
(Std. Backrest upholstery not provided)

Removable with quick release
Suitable for tubes with diameter 18÷26mm
Depth adjustment (4cm)
Angle adjustment ($\pm 18^\circ$)

- ☐ **AIR** Carbon shell
not available for seat width 48, 51, 54

BACKREST HEIGHT		28		34		40	
Shell's shape		Lateral retaining wing A=high - R=regular					
<div>7,5 cm</div> 	A	R	A	R	A	R	
							
	<input type="checkbox"/>	<input type="checkbox"/>	<input type="checkbox"/>	<input type="checkbox"/>	<input type="checkbox"/>	<input type="checkbox"/>	

- ☐ **POSTURE** Aluminum shell
not available for seat width 54

BACKREST HEIGHT	34	40	52
Shell's shape	Lateral retaining wing R=regular		
	R	R	R
			
	<input type="checkbox"/>	<input type="checkbox"/>	<input type="checkbox"/>

Configuration DEEP with side support PAD (height adjustable)

- ☐ Aluminum lateral with padded, breathable upholstery.



Small (h 13cm)



☐ Right
10272



☐ Left
10272

Large (h 20cm)



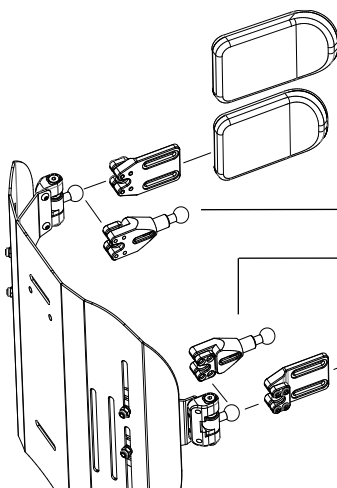
☐ Right
10273



☐ Left
10273

SWING AWAY - Lateral support

Fixing and adjustment hardware complete with protection sleeve
Aluminum lateral with padded, breathable upholstery.



☐ Large (18x12)

05647

☐ Small (14x9)

05643

☐ Lateral support extension

Quantity (number pcs).....
10271

☐ Lateral support extension

Quantity (number pcs).....

☐ Small (14x9)

05642

☐ Large (18x12)

05646

- ☐ Headrest adjustable - Double ball mounting system
Available only with backrest Physio Posture



☐ Large (34x14)
☐ Small (28x14)

05648

Date	Order	User	Address
------------	-------------	------------	---------------

Note

Wheelchair : Progeo BASIC LIGHT - Rev. 2024.1	Prices - VAT excluded to be added to the price list	Send this page only if any optional have been chosen	
		☆ standard	(supplied if no requests are indicated)
		□ on request	(without extra charge)
		○ optional	(cost to be added at the basic price)

REFERENCE TABLES

1	Front height	
Casters	Front height	
	min.	max
4"	40	50
5"	41	51
6"	44	52
7	47	53

2	Standard Rear Frame	
Rear wheels	Rear height	
	min.	max.
22"	35,5	50,5
24"	38	53

3	Footplate option	Footplate distance
	Plastic footrest	min. 29
	One piece footplate - Flip-up!	min. 27
	One piece aluminium footplate - Flip-up! rake and depth adjustable	min. 27
	Elevating footrest	min. 34
Calculated with the best configuration and with the footplates positioned on inside.		
IMPORTANT NOTICE! From the footplate to the floor minimum 4cm !! (Minimum Front height = DP + 4cm)		

Date Order User Address

12" wheel - Motor 250W (750W maximum power)
14" wheel - Motor 1000W (1500W maximum power)

Color display with switcher
Maximum speed limit settable from display
5 speed levels selectable
10 display-selectable acceleration levels
Adaptive Cruise Control

Disc and electronic brake control lever
Motor brake (adjustable in 10 levels from the display)
Electronic brake with control bottom (adjustable in 10 levels from the display)
Power regain when braking

Error messages management from display (with error history)
Rear gear beeper
48V - 5.8 Ah battery Autonomy up to 25km
48V - 11.6 Ah Power plus battery Autonomy up to 50km
Battery charger 48V

Rear gear
USB port
Easle
Mudguard
Front spoiler with predisposition for FULL LED light

(Certified software)

☐ Mototronik

10979



Handlebar

☆ STANDARD controls

☆ Thumb accelerator

☐ Grip throttle

☐ Disc and electronic brake control lever

☆ Right
12592

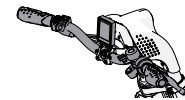
☐ Right
10913

☆ Right
12594

☐ Left
12593

☐ Left
10914

☐ Left
12595




☐ QUADRIPLEGIC controls
Handlebar PUSH&PULL



10905


☆ MOTOTRONIK 12" wheel

Motor 250W (750W maximum power)
Maximum speed according to law



☐ MOTOTRONIK 14" wheel

Motor 1000W (1500W maximum power)
Maximum speed according to law



10903

Battery

☆ 48V - 5.8 Ah battery

Autonomy up to 25 km

☐ 48V - 11.6 Ah Power plus battery

Autonomy up to 50 km

10904

Date Order User Address

Accessories

- ☐ FULL LED light (high intensity)
Integrated in the spoiler



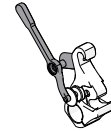
10908

- ☐ Handlebar extension
Adjustable from 15cm up to 23cm



10907

- ☐ Motor unit facilitated unlock lever
Recommended with handlebar for quadriplegic



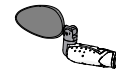
10915

- ☐ Additional FLY 48V - 2.9 Ah battery
Autonomy up to 15km
Approved for air transport

10906

- ☐ Rearview mirror

- ☐ Right
☐ Left



10909

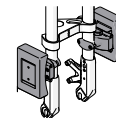
10909

- ☐ Basket (removable) - (with KLICKfix® attachment system)



10912

- ☐ Removable front weight - (with KLICKfix® attachment system)
(it increases the weight over the power wheel to improve traction)



10910

- ☐ Travel bag

10916

Note

Wheelchair : Progeo BASIC LIGHT - Rev. 2024.1

Prices - VAT excluded
to be added to the price list

Send this page only if any optional have been chosen

- | | | |
|---|------------|---|
| ☆ | standard | (supplied if no requests are indicated) |
| □ | on request | (without extra charge) |
| ○ | optional | (cost to be added at the basic price) |