

Date User End user weight (kg) Language user manual	Progeo (English) Company stamp	Folding frame wheelchair
Responsible		

Wheelchair measures - The tolerance on all the dimensions indicated and/or required is ± 10 mm	
Seat width (LS)	<input type="checkbox"/> 33 <input type="checkbox"/> 36 <input type="checkbox"/> 39 <input type="checkbox"/> 42 <input type="checkbox"/> 45 <input type="checkbox"/> 48
Seat depth (PS)	<input type="checkbox"/> 35 <input type="checkbox"/> 37,5 <input type="checkbox"/> 40 <input type="checkbox"/> 42,5 <input type="checkbox"/> 45 <input type="checkbox"/> 47,5
Footplate distance (DP) (cm) ±0.5cm - adjustment steps 1.5cm (Real distance between seat and footplate) - IMPORTANT NOTICE! From the footplate to the floor minimum 4cm !! (Minimum Front height = DP + 4cm)
Setting	<input checked="" type="checkbox"/> Standard <input type="checkbox"/> Prudential <input type="checkbox"/> Active <input type="checkbox"/> Extreme
Backrest Height (TS)	Std.Value 36(min 30-max 54) adjustment steps 1.5cm
Crossbrace (black)	<input checked="" type="checkbox"/> Single <input type="checkbox"/> Double (Not seat width 33-36)
Front height (STD 49) - Rear height (STD 44)	

Rear frame	
Aluminium frame	<div style="display: flex; align-items: flex-start;"> <div> <p>☆ Aluminium standard frame - Same colour of front frame</p> <p>The real seat depth, from the front part of the seat cloth to the backrest tube will be 1 cm more than the declared one.</p> <p>camber <input checked="" type="checkbox"/> 0° <input type="checkbox"/> 1,5° <input type="checkbox"/> 3°</p> </div> </div> <hr/> <div style="display: flex; align-items: flex-start;"> <div> <p><input type="checkbox"/> Aluminium frame DYNAMIC 2.0 - (COLOUR: BLACK) 09955</p> <p>The real seat depth, from the front part of the seat cloth to the backrest tube will be 1,5 cm more than the declared one.</p> <p>With rake adjustable backrest (±9°) Exclude the installation of : Brake handles for companion (Drum Brake)</p> <p>camber <input checked="" type="checkbox"/> 0° <input type="checkbox"/> 1,5° <input type="checkbox"/> 2° <input type="checkbox"/> 4°</p> </div> </div>
Titanium frame TMAX	<div style="display: flex; align-items: flex-start;"> <div> <p>Front frame + Titanium frame T MAX 06858</p> <p>The real seat depth, from the front part of the seat cloth to the backrest tube will be 1 cm more than the declared one.</p> <p><u>Brushed Titanium frame - not varnished</u> <u>Weight reduction approx. 450gr</u></p> <p>camber <input checked="" type="checkbox"/> 0° <input type="checkbox"/> 1,5° <input type="checkbox"/> 3°</p> </div> </div>

Front frame		
<input type="checkbox"/> Short frame - Ideal with Seat depth (PS) 35 - 37,5 <input type="checkbox"/> Medium frame - Ideal with Seat depth (PS) 40 - 42,5 <input type="checkbox"/> Long frame - Ideal with Seat depth (PS) 45 - 47,5	Frame Angle	<input checked="" type="checkbox"/> 110° <input type="checkbox"/> 100°

Frame colour
<div style="display: flex; flex-wrap: wrap;"> <div style="width: 50%;"> <input checked="" type="checkbox"/> Opaque black <input type="checkbox"/> Bright silver <input type="checkbox"/> Bright blue <input type="checkbox"/> Bright lime <input type="checkbox"/> Bright fuchsia <input type="checkbox"/> Bright blue china <input type="checkbox"/> Pearl white <input type="checkbox"/> Bright red </div> </div>

Backrest
<input checked="" type="checkbox"/> Adjustable velcro straps and padded transpiring upholstery

Handle tube	
<input checked="" type="checkbox"/> Tubes with standard handle <input type="checkbox"/> Folding handles Not available with: Push handles for companion, Brake handles for companion (Drum Brake)	 02958

Colour set: Rear wheels and forks - To be matched only with: Rear wheels Ultra-light Progeo - Standard!		
☆ Polished black	22" 24" 25" 26"	
○ Bright silver	22" 24"	00833
○ Bright fuchsia	22" 24"	00833
○ Bright blue	22" 24"	00833
○ Bright red	22" 24"	00833
○ Bright lime	22" 24"	00833
○ Pearl white	22" 24"	00833

Date	Order	User	Address
------	-------	------	---------

Casters			
☆ 5" Soft			
<input type="checkbox"/> 4" Soft			
<input type="checkbox"/> 3" Sport			
<input type="checkbox"/> 6" Soft	(Available only with 110° angle)		
<input type="checkbox"/> 6" Pneumatic	(Available only with 110° angle)		
<input type="checkbox"/> 7" Soft	(Available only with 110° angle)		
<input type="radio"/> 3" Active Soft (wide)	(Aluminium alloy rim)		06824
<input type="radio"/> 4" Active Sport (narrow)	(Aluminium alloy rim)		01398
<input type="radio"/> 4" Active Soft (wide)	(Aluminium alloy rim)		03943
<input type="radio"/> 5" Active Soft (wide)	(Aluminium alloy rim)		07518
<input type="radio"/> 5" Pneumatic			10844


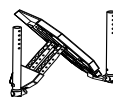
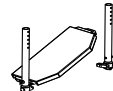
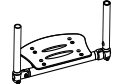

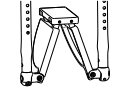
Rear wheels			
☆ 24" Ultra-light Progeo - Standard!			
<input type="checkbox"/> 22" Ultra-light Progeo - Standard!			
<input type="checkbox"/> 25" Ultra-light Progeo - Standard!	(colour: black)		
<input type="checkbox"/> 26" Progeo - Standard!	(colour: black)		
<input type="radio"/> 24" ULTRA-LIGHT PROGEO KEY SPORT	Weight reduction approx. 450gr.		04383
<input type="radio"/> 24" Ultra-light "Spinergy LX"			01685
<input type="radio"/> 24" Ultra-light "Spinergy LXL"	<input type="checkbox"/> Black hub and white spokes	<input type="checkbox"/> Hub and spokes black	07846
<input type="radio"/> 24" Ultra-light "Spinergy Flex rim"	Integrated aluminium/rubber handrim		02270
<input type="radio"/> 25" Ultra-light "Spinergy LX"			02101
<input type="radio"/> 25" Ultra-light "Spinergy LXL"	<input type="checkbox"/> Black hub and white spokes		07847
<input type="radio"/> 26" Ultra-light "Spinergy LX"			02102
<input type="radio"/> 24" Off-road (aluminium handrim black)			01392
<input type="radio"/> 22" with brake handles for companion (drum brake) (aluminium handrim)			03385
Available only with camber 0°			
Not available with Frame Dynamic 2.0°			
<input type="radio"/> 24" with brake handles for companion (drum brake) (aluminium handrim)			03384
Available only with camber 0°			
Not available with Frame Dynamic 2.0°			
<input type="radio"/> One arm drive - (24" rear wheels Aluminium handrim High pressure Tyre) - camber 0°			
<input type="radio"/> Right	<input type="radio"/> Left		02103



Rear wheel tyre			
☆ High pressure tyre	(22"-24"-25"-26")		
<input type="checkbox"/> High pressure profile tyre	(24")		
<input type="radio"/> Marathon Plus	(24"-25")	with anti-puncture protection	01669
<input type="radio"/> Anti-puncture - Colour Black	(24")		11083
Not available with Rear wheels : 24" ULTRA-LIGHT PROGEO KEY SPORT, 24" Ultra-light "Spinergy LXL"			
<input type="radio"/> Anti-puncture - Colour Grey	(22")		04181




Handrim		Wheel distance ☆ 3 cm <input type="checkbox"/> 4 cm	
☆ Aluminium	(22"-24"-25"-26")		
<input type="radio"/> Aluminium black SOFT-TOUCH	(24"-25")	(24" handrim, on 25" wheel is installed with spacers)	09170
<input type="radio"/> Chromed Steel	(24"-25")	(24" handrim, on 25" wheel is installed with spacers)	01684
<input type="radio"/> Titanium	(24"-25")	(24" handrim, on 25" wheel is installed with spacers)	00016
<input type="radio"/> Ultra Grepp	(24"-25")	(24" handrim, on 25" wheel is installed with spacers)	00017
<input type="radio"/> Max Grepp	(24"-25")	(24" handrim, on 25" wheel is installed with spacers)	00834
<input type="radio"/> Ergo Para	(24")		00632
<input type="radio"/> TOP FRICTION	(24"-25")	(24" handrim, on 25" wheel is installed with spacers)	11023
Oval countour with a rubber insert			
<input type="radio"/> NOVA H	(24"-25")	(24" handrim, on 25" wheel is installed with spacers)	11025
Ergonomic black profile			
<input type="radio"/> NOVA D	(24"-25")	(24" handrim, on 25" wheel is installed with spacers)	11026
Ergonomic profile with rubber coating (ideal for quadriplegics)			
<input type="radio"/> SURGE LT	(25")	Oval countour with a rubber insert	06427
<input type="radio"/> Quad	(24")		00693
<input type="radio"/> Silicon cover for standard aluminium handrim		Available for measures (22"- 24" - 26")	04050

Date	Order	User	Address
------	-------	------	---------

Wheel locks		
<input checked="" type="checkbox"/> Bent lever push to lock <input type="checkbox"/> Straight lever push to lock <input type="checkbox"/> Straight lever pull to lock <input type="radio"/> Sport brake <input type="radio"/> Brake with extension lever push to lock <input type="radio"/> Brake with extension lever pull to lock	   	 06428 01949 03372

Footplate - See reference tables N°3		
<input checked="" type="checkbox"/> Plastic footrest, rake adjustable (Minimum footplate distance 33cm.) <div style="float: right;"> <input checked="" type="checkbox"/> 2/3 Internal <input type="checkbox"/> 2/3 External </div> <input type="checkbox"/> Automatic Closure footplate , rake and depth adjustable (Minimum footplate distance 30cm.) <div style="float: right;"> <input type="checkbox"/> Internal <input checked="" type="checkbox"/> 2/3 Internal <input type="checkbox"/> External </div> <input type="radio"/> Minimum footplate distance 25cm. Available only with Multi-function and rotative system - 03945 ,00	     	 11525 11526 11527 11528 03291 09957
<input type="checkbox"/> One piece footplate - Flip-up! rake and depth adjustable (Minimum footplate distance 30cm.) <div style="float: right;"> <input type="checkbox"/> Internal <input checked="" type="checkbox"/> 2/3 Internal <input type="checkbox"/> External </div> <input type="radio"/> Minimum footplate distance 25cm. Available only with Multi-function and rotative system - 03945 ,00		
<input type="checkbox"/> One piece aluminium footplate - Flip-up! rake and depth adjustable (Minimum footplate distance 30cm.) <div style="float: right;"> <input type="checkbox"/> Internal <input checked="" type="checkbox"/> 2/3 Internal <input type="checkbox"/> 2/3 External <input type="checkbox"/> External </div> <input type="checkbox"/> One piece Carbon fibre footplate rake adjustable, swing away, flip-up. (Minimum footplate distance 30cm.) <div style="float: right;"> <input checked="" type="checkbox"/> Internal <input type="checkbox"/> External </div> <input type="checkbox"/> Footplate COMPACT, automatic Closure, rake and depth adjustable Minimum footplate distance 35cm. <div style="float: right;"> <input checked="" type="checkbox"/> Internal <input type="checkbox"/> External </div>		

Mudguard		
Mudguard - FIXED		
<input checked="" type="checkbox"/> ABS mudguard <input type="checkbox"/> ABS Straight sideguard <input type="radio"/> Carbon fibre mudguard <input type="radio"/> Carbon fibre Straight sideguard		 03946 08918
Mudguard - REMOVABLE		
<input type="radio"/> Removable ABS mudguard <input type="radio"/> Removable ABS fibre straight sideguard <input type="radio"/> Removable carbon fibre mudguard <input type="radio"/> Removable Carbon fibre straight sideguard		 08921 08921 08919 08920

Armrests		
<input type="radio"/> Tubular armrests <div style="float: right;"> (Swing away, removable and height adjustable armrest) <input type="radio"/> Standard Support (Not with frame Dynamic) <input type="radio"/> Steel support with safety locking system </div> <div style="padding-left: 20px;">Removable armrest with ABS mudguard</div> <input type="radio"/> Desk armrests PROGEO <div style="float: right;"> (Removable and height adjustable) Not available with Frame Dynamic 2.0 + camber 4° </div> <input type="radio"/> Removable armrest with ABS straight sideguard <input type="radio"/> Removable armrest with carbon-fiber straight sideguard	  	 04828 00694 09956 08881 08882

Date	Order	User	Address
------	-------	------	---------

Accessories		
<input type="checkbox"/> Pad for front frame protectors		07058
<input type="checkbox"/> Backrest-seat connection cloth		10241
<input type="checkbox"/> Removable storage bag (with quick coupling)		09811

Optional 1		
<input type="checkbox"/> Transit wheels		00836
<input type="checkbox"/> Anti-tipper with rapid hookup	(inside rotation to reduce the encumbrance) <input type="checkbox"/> Right <input type="checkbox"/> Left	00023 00024
<input type="checkbox"/> Tipping aid	<input type="checkbox"/> Right <input type="checkbox"/> Left	00025 01046
<input type="checkbox"/> Crutches support	<input type="checkbox"/> Right <input type="checkbox"/> Left	00838 00837

Optional 2		
<input type="checkbox"/> Tetraclip	(Quick release axle for quadriplegic)	03947
<input type="checkbox"/> Rear wheels plate extension	(Not with frame Dynamic 2.0)	01950
<input type="checkbox"/> Handybike adaptor	(Not with frame Dynamic 2.0)	00506
<input type="checkbox"/> Push handles for companion	(Removable and height adjustable)	01048
<input type="checkbox"/> Harness		04103
<input type="checkbox"/> Safety pelvic belt		03972
<input type="checkbox"/> Tray table (removable)		00508
<input type="checkbox"/> Lumbar support	(to insert in the backrest upholstery)	00013
<input type="checkbox"/> Super Head rest	(Folding with the wheelchair)	04049
<input type="checkbox"/> Swing away lateral support	<input type="checkbox"/> Right <input type="checkbox"/> Left	02097 02098
Not available with Posture backrest PHYSIO		
<input type="checkbox"/> Spoke guards Black	(22"-24")	01043
<input type="checkbox"/> Spoke guards Transparent	(22"-24")	00835
<input type="checkbox"/> Spoke guards Progeo design	(22"-24")	00019
<input type="checkbox"/> Spoke guards Dragon	(22"-24")	02106








Additional Kit		
<input type="checkbox"/> 24" Off-road rear wheels	Off-Road tyre - aluminium handrim (black colour)	03378
<input type="checkbox"/> 24" FAT rear wheels	FAT tyre 3" - aluminium handrim (black colour)	09357

Date Order User Address





PHYSIO - Posture backrest - Std. Backrest upholstery not provided

Removable with quick release
Suitable for tubes with diameter 18÷26mm
Depth adjustment (4cm)
Angle adjustment (±18°)

- ☐ **AIR** Carbon shell
not available for seat width 48

BACKREST HEIGHT		28		34		40	
Shell's shape		Lateral retaining wing A=high - R=regular					
<div>7,5 cm</div> 	A	R	A	R	A	R	
							
	<input type="checkbox"/>	<input type="checkbox"/>	<input type="checkbox"/>	<input type="checkbox"/>	<input type="checkbox"/>	<input type="checkbox"/>	

- ☐ **POSTURE** Aluminum shell

BACKREST HEIGHT	34	40	52
Shell's shape	Lateral retaining wing B=regular		
	R	R	R
			
	<input type="checkbox"/>	<input type="checkbox"/>	<input type="checkbox"/>

Configuration DEEP with side support PAD (height adjustable)

- ☐ Aluminum lateral with padded, breathable upholstery.



Small (h 13cm)



☐ Right
10272



☐ Left
10272

Large (h 20cm)



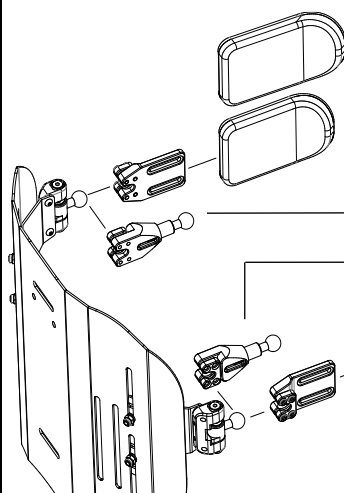
☐ Right
10273



☐ Left
10273

SWING AWAY - Lateral support

Fixing and adjustment hardware complete with protection sleeve
Aluminum lateral with padded, breathable upholstery.



☐ Large (18x12)

05647

☐ Small (14x9)

05643

☐ Lateral support extension

Quantity (number pcs).....
10271

☐ Lateral support extension

Quantity (number pcs).....

☐ Small (14x9)

05642

☐ Large (18x12)

05646

- ☐ Headrest adjustable - Double ball mounting system
Available only with backrest Physio
Not available for backrest Physio AIR carbon shell

☐ Large (34x14)
☐ Small (28x14)



05648



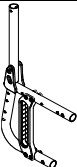
Date	Order	User	Address
------------	-------------	------------	---------------

Note

Wheelchair : Progeo EXELLE - Rev. 2023.2	Prices - VAT excluded to be added to the price list	Send this page only if any optional have been chosen	
		☆	standard (supplied if no requests are indicated)
		□	on request (without extra charge)
		○	optional (cost to be added at the basic price)

REFERENCE TABLES

1	Front height	
With closed frame (95°) max 5" caster		
Casters	Front height	
	min.	max
3"	41	52
4"	42	53
5"	44	54
6"	48	55
7"	50	56
The size of the fork will be defined only by Progeo in accordance with wheelchair final configuration.		

2	Rear height				
Rear frame		Rear wheels			
		22"	24"	25"	26"
STANDARD	 Straight plate	min. 37	min. 39	min. 40	min 41
		max 45	max 47	max 48	max 49
	 Shaped plate	min. 36	min. 38	min. 39	min. 40
		max 49	max 51	max 52	max 53
DYNAMIC 2.0		min. 36	min. 38	min. 39	min. 40
		max 49	max 51	max 52	max 53

3	Footplate option	Footplate distance	
		Frame Angle 110°	Frame Angle 100°
	Plastic footrest	min. 33	min. 31
	Automatic Closure footplate	min. 30	min. 28
	Automatic Closure footplate , with multifunction rotative system	min. 25	min. 23
	One piece footplate - Flip-up!	min. 30	min. 28
	One piece footplate - Flip-up! , with multifunction rotative system	min. 25	min. 23
	One piece aluminium footplate - Flip-up!	min. 30	min. 28
	One piece Carbon fibre footplate	min. 30	min. 28
Calculated with the best configuration and with the footplates positioned on inside.			
IMPORTANT NOTICE! From the footplate to the floor minimum 4cm !! (Minimum Front height = DP + 4cm)			

4	Rear wheels	
	Model	Features
	22" Ultra-light Progeo - Standard!	(not available in anthracite color)
	24" Ultra-light Progeo - Standard!	(available for all coulors)
	24" ULTRA-LIGHT PROGEO KEY SPORT	(silver hub, black rim and 16 spokes)
	24" Ultra-light "Spinergy LX"	(silver hub, black rim and spokes)
	24" Ultra-light "Spinergy LXL"	(black hub and rim, 18 white spokes) - (black hub, rim and 18 spokes)
	24" Ultra-light "Spinergy Flex rim"	(silver hub, black rim and spokes) - (integrated aluminium/rubber handrim - encumbrance reduction up to 3cm. - all tyre)
	24" Off-road	(colour: black) - (aluminium handrim - tyre Off-road)
	25" Ultra-light "Spinergy LX"	(silver hub, black rim and spokes)
	25" Ultra-light "Spinergy LXL"	(black hub and rim, 18 white spokes)
	26" Progeo - Standard!	(colour: black)
	26" Ultra-light "Spinergy LX"	(silver hub, black rim and 18 spokes)

Date Order User Address

12" wheel - Motor 250W (750W maximum power)
14" wheel - Motor 1000W (1500W maximum power)

Color display with switcher
Maximum speed limit settable from display
5 speed levels selectable
10 display-selectable acceleration levels
Adaptive Cruise Control

Disc and electronic brake control lever
Motor brake (adjustable in 10 levels from the display)
Electronic brake with control bottom (adjustable in 10 levels from the display)
Power regain when braking

Error messages management from display (with error history)
Rear gear beeper
48V - 5.8 Ah battery Autonomy up to 25km
48V - 11.6 Ah Power plus battery Autonomy up to 50km
Battery charger 48V

Rear gear
USB port
Easle
Mudguard
Front spoiler with predisposition for FULL LED light

(Certified software)

☐ Mototronik

10979



Handlebar

☆ STANDARD controls

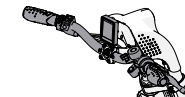
☆ Thumb accelerator and Disc and electronic brake control lever (Right)

☐ Grip throttle and Disc and electronic brake control lever

☐ Right
☐ Left


10913
10914

☐ QUADRIPLLEGIC controls
Handlebar PUSH&PULL




10905

☆ **MOTOTRONIK 12" wheel**
Motor 250W (750W maximum power)
Maximum speed according to law



☐ **MOTOTRONIK 14" wheel**
Motor 1000W (1500W maximum power)
Maximum speed according to law



10903

Battery

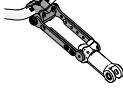
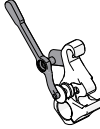

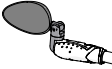

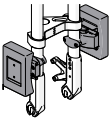
☆ 48V - 5.8 Ah battery *Autonomy up to 25 km*

☐ 48V - 11.6 Ah Power plus battery *Autonomy up to 50 km*

10904

Date Order User Address

Accessories

- | | | |
|---|---|---|
| <input type="radio"/> Handlebar extension
Adjustable from 15cm up to 23cm |  | 10907 |
| <input type="radio"/> Motor unit facilitated unlock lever
Recommended with handlebar for quadriplegic |  | 10915 |
| <input type="radio"/> Additional FLY 48V - 2.9 Ah battery
Autonomy up to 15km
Approved for air transport | | 10906 |
| <input type="radio"/> FULL LED light (high intensity)
Integrated in the spoiler |  | 10908 |
| <input type="radio"/> Rearview mirror | <input type="radio"/> Right
<input type="radio"/> Left | 
10909
10909 |
| <input type="radio"/> Basket (removable) - (with KLICKfix® attachment system) |  | 10912 |
| <input type="radio"/> Removable front weight - (with KLICKfix® attachment system)
(it increases the weight over the power wheel to improve traction) |  | 10910 |
| <input type="radio"/> Travel bag | | 10916 |

Note