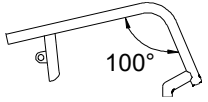
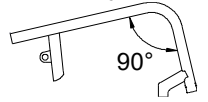
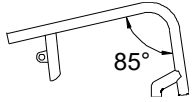



Date User End user weight (kg) Language user manual	Progeo (English) Company stamp Responsible	Folding frame wheelchair
--	--	--------------------------

Wheelchair measures	
Keep attention to all measures. EGO CUSTOM is a welded frame wheelchair, thus seat height and setting can not be modified after its manufacturing.	
Seat width (LS) <input type="checkbox"/> 33 <input type="checkbox"/> 36 <input type="checkbox"/> 39 <input type="checkbox"/> 42 <input type="checkbox"/> 45 <input type="checkbox"/> 48 The seat width is measured from the outer sides of the frame For seat enlargement see section enlargement of mudguard and armrest with integrated mudguard	
Seat depth (PS) <input type="checkbox"/> 35 <input type="checkbox"/> 37,5 <input type="checkbox"/> 40 <input type="checkbox"/> 42,5 <input type="checkbox"/> 45 <input type="checkbox"/> 47,5 The real seat depth, from the front part of the seat cloth to the backrest tube will be 1,5 cm more than the declared one.	
Footplate distance (DP) (cm) ±0.5cm - adjustment steps 1.5cm (Real distance between seat and footplate) - IMPORTANT NOTICE! From the footplate to the floor minimum 4cm !! (Minimum Front height = DP + 4cm)	
Setting ☆ Standard <input type="checkbox"/> Prudential <input type="checkbox"/> Active	
Backrest Height (TS) Std.Value 33,5(min 26-max 47) adjustment steps 1.5cm	
camber ☆ 0° <input type="checkbox"/> 2°	
Front height (min 44-max 52)	
Rear height (min 38-max 45) calculated with rear wheels 24"	

Front frame	
Aluminium frame - welded made-to-measure Footplate COMPACT, automatic Closure adjustable distance +/- 1,5cm	
 <input type="checkbox"/>	 <input type="checkbox"/>
(max 5" caster)	(max 5" caster)
 <input type="checkbox"/>	
(max 4" caster)	

Frame colour			
☆ Bright silver	<input type="checkbox"/> Opaque black	<input type="checkbox"/> POLAR white	<input type="checkbox"/> Matt orange
<input type="checkbox"/> Tekno anthracite	<input type="checkbox"/> Matt Midnight blue	<input type="checkbox"/> Matt grey	<input type="checkbox"/> Matt red

Backrest
☆ Adjustable velcro straps and padded transpiring upholstery

Handle tube
☆ Tubes with short handle <input type="checkbox"/> Tubes with standard handle <input type="checkbox"/> SPORT tubes Without push handles <i>Lightest configuration</i>
<input type="checkbox"/> Folding handles Not available with: Push handles for companion
 02958

Casters		
☆ 4" Soft		
<input type="checkbox"/> 3" Sport <i>Lightest configuration</i>		
<input type="checkbox"/> 5" Soft		
<input type="checkbox"/> 3" Active Soft (wide) (Aluminium alloy rim)		06824
<input type="checkbox"/> 4" Active Sport (narrow) (Aluminium alloy rim)		01398
<input type="checkbox"/> 4" Active Soft (wide) (Aluminium alloy rim)		03943
<input type="checkbox"/> 5" Active Soft (wide) (Aluminium alloy rim)		07518
<input type="checkbox"/> 5" Pneumatic		10844

Date	Order	User	Address
------------	-------------	------------	---------------

Special Options	
<input type="checkbox"/> lockingband/strip to close/fold the wheelchair	06833
<input type="checkbox"/> Drawstring to unlock the back with a singleaction	06834

Colour set: includes rear wheel hub and rim and front forks	
Only standard Progeo 22"/24" wheels have coloured hubs and rims	
☆ Black	22" 24" 25" 26" 00833
<input type="checkbox"/> Bright silver	22" 24" 00833
<input type="checkbox"/> Bright lime	22" 24" 00833
<input type="checkbox"/> Bright blue	22" 24" 00833
<input type="checkbox"/> Bright red	22" 24" 00833
<input type="checkbox"/> Bright fuchsia	22" 24" 00833
<input type="checkbox"/> POLAR white	22" 24" 00833
<input type="checkbox"/> Tekno anthracite	22" 24" 00833
<input type="checkbox"/> Matt Midnight blue	22" 24" 00833
<input type="checkbox"/> Matt grey	22" 24" 00833
<input type="checkbox"/> Matt red	22" 24" 00833

Rear wheels	
☆ 24" Ultra-light Progeo - Standard!	04383
<input type="checkbox"/> 22" Ultra-light Progeo - Standard!	01685
<input type="checkbox"/> 25" Ultra-light Progeo - Standard! (colour: black)	07846
<input type="checkbox"/> 26" Progeo - Standard! (colour: black)	02270
<input type="checkbox"/> 24" ULTRA-LIGHT PROGEO KEY SPORT <i>Lightest configuration</i>	02101
<input type="checkbox"/> 24" Ultra-light "Spinergy LX"	07847
<input type="checkbox"/> 24" Ultra-light "Spinergy LXL" <input type="checkbox"/> Black hub and white spokes <input type="checkbox"/> Hub and spokes black	02102
<input type="checkbox"/> 24" Ultra-light "Spinergy Flex rim" Integrated aluminium/rubber handrim	01392
<input type="checkbox"/> 25" Ultra-light "Spinergy LX"	
<input type="checkbox"/> 25" Ultra-light "Spinergy LXL" <input type="checkbox"/> Black hub and white spokes	
<input type="checkbox"/> 26" Ultra-light "Spinergy LX"	
<input type="checkbox"/> 24" Off-road (aluminium handrim black - Wheel distance 4cm)	

Rear wheel tyre	
☆ High pressure tyre (22"-24"-25"-26") <i>Lightest configuration</i>	01669
<input type="checkbox"/> High pressure profile tyre (24")	11083
<input type="checkbox"/> Marathon Plus (24"-25") with anti-puncture protection	04181
<input type="checkbox"/> Anti-puncture - Colour Black (24") Not available with Rear wheels : 24" ULTRA-LIGHT PROGEO KEY SPORT, 24" Ultra-light "Spinergy LXL"	
<input type="checkbox"/> Anti-puncture - Colour Grey (22")	

Handrim	
☆ Aluminium (22"-24"-25"-26") <i>Lightest configuration</i>	09170
<input type="checkbox"/> Aluminium black SOFT-TOUCH (24"-25") (24" handrim, on 25" wheel is installed with spacers)	01684
<input type="checkbox"/> Chromed Steel (24"-25") (24" handrim, on 25" wheel is installed with spacers)	00016
<input type="checkbox"/> Titanium (24"-25") (24" handrim, on 25" wheel is installed with spacers)	00017
<input type="checkbox"/> Ultra Grepp (24"-25") (24" handrim, on 25" wheel is installed with spacers)	11023
<input type="checkbox"/> TOP FRICTION (24"-25") (24" handrim, on 25" wheel is installed with spacers)	11025
<input type="checkbox"/> NOVA H Ergonomic black profile (24"-25") (24" handrim, on 25" wheel is installed with spacers)	11026
<input type="checkbox"/> NOVA D Ergonomic profile with rubber coating (ideal for quadriplegics) (24"-25") (24" handrim, on 25" wheel is installed with spacers)	
<input type="checkbox"/> Silicon cover for standard aluminium handrim Available for measures (22"- 24" - 26")	04050

Date Order User Address

Wheel locks

Bent lever push to lock


Straight lever push to lock

Straight lever pull to lock

Sport brake

Brake with extension lever push to lock

Brake with extension lever pull to lock



06428

01949

03372

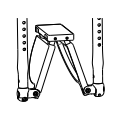
Automatic Closure footplate

Footplate COMPACT, automatic Closure *Lightest configuration*

Minimum footplate distance 35cm.

Internal External

RAKE AND DEPTH ADJUSTABLE



11529

Mudguard

Mudguard - FIXED

Carbon fibre mudguard

Carbon fibre Straight sideguard


Mudguard enlargement

+ 0 cm

+ 1 cm + 2 cm

Extra charge for : REMOVABLE VERSION

The distance between the two side guards is 1 cm wider than the seat width



12648

08921

Armrests

Tubular armrests (Swing away, removable and height adjustable armrest)
Exclude the installation OPTIONAL 1

Removable armrest with integrated mudguard


Desk armrests PROGEO (Removable and height adjustable)

Enlargement of Desk armrests PROGEO

+ 0 cm

+ 2 cm Available only with Ultra-light Progeo standard wheels and camber 0°

Removable armrest with carbon-fiber straight sideguard
The distance between the two side guards is 1 cm wider than the seat width



00694

09956

12648

09079

Accessories

Pad for front frame protectors 07058

Backrest-seat connection cloth 10241





Removable storage bag (with quick coupling) 09811

Date Order User Address

Optional 1

Important notice! With the EGO CUSTOM you may choose only one of these accessories with fee

Attention none of these accessories are available if have been chosen the Tubular armrests

- | | | | |
|--|--|---|----------------|
| <input type="checkbox"/> Transit wheels | |  | 00836 |
| <input type="checkbox"/> Anti-tipper with rapid hookup | (inside rotation to reduce the encumbrance)
<input type="checkbox"/> Right
<input type="checkbox"/> Left |  | 00023
00024 |
| <input type="checkbox"/> Tipping aid | <input type="checkbox"/> Right
<input type="checkbox"/> Left |  | 00025
01046 |
| <input type="checkbox"/> Crutches support | <input type="checkbox"/> Right
<input type="checkbox"/> Left |  | 00838
00837 |

Optional 2

- | | | | |
|--|---|---|----------------|
| <input type="checkbox"/> Tetracclip | (Quick release axle for quadriplegic) | | 03947 |
| <input type="checkbox"/> Safety pelvic belt | | | 03972 |
| <input type="checkbox"/> Harness | | | 04103 |
| <input type="checkbox"/> Push handles for companion | (Removable and height adjustable) |  | 01048 |
| <input type="checkbox"/> Lumbar support | (to insert in the backrest upholstery) | | 00013 |
| <input type="checkbox"/> Swing away lateral support
Prevents backrest folding | Not available with Posture backrest PHYSIO
<input type="checkbox"/> Right
<input type="checkbox"/> Left |  | 02097
02098 |
| <input type="checkbox"/> Spoke guards Black | (22"-24") | | 01043 |
| <input type="checkbox"/> Spoke guards Transparent | (22"-24") | | 00835 |
| <input type="checkbox"/> Spoke guards Progeo design | (22"-24") | | 00019 |

Additional Kit




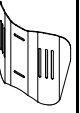
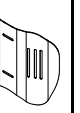


- | | | |
|---|--|-------|
| <input type="checkbox"/> 24" Off-road rear wheels | Off-Road tyre - aluminium handrim (black colour) | 03378 |
| <input type="checkbox"/> 24" FAT rear wheels | FAT tyre 3" - aluminium handrim (black colour) | 09357 |

Date Order User Address



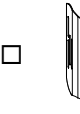

PHYSIO - Posture backrest
(Std. Backrest upholstery not provided)

Removable with quick release
Suitable for tubes with diameter 18+26mm
Depth adjustment (4cm)
Angle adjustment (±18°)

AIR Carbon shell
not available for seat width 48

BACKREST HEIGHT	28	34	40			
Shell's shape 	Lateral retaining wing A=high - R=regular					
	A	R	A	R	A	R
						
	<input type="checkbox"/>	<input type="checkbox"/>	<input type="checkbox"/>	<input type="checkbox"/>	<input type="checkbox"/>	<input type="checkbox"/>

POSTURE Aluminum shell

BACKREST HEIGHT	34	40	52
Shell's shape 	Lateral retaining wing R=regular		
	R	R	R
			
	<input type="checkbox"/>	<input type="checkbox"/>	<input type="checkbox"/>

Configuration DEEP with side support PAD (height adjustable)

Alluminum lateral with padded, breathable upholstery.



Small (h 13cm)



Right 10272



Left 10272

Large (h 20cm)



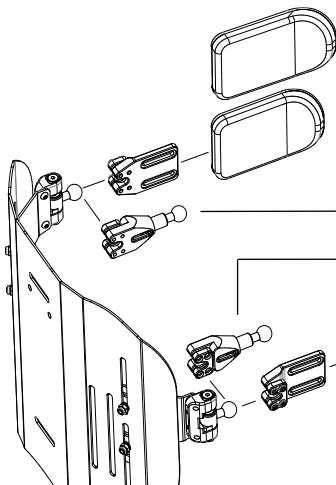
Right 10273



Left 10273

SWING AWAY - Lateral support

Fixing and adjustment hardware complete with protection sleeve
Alluminum lateral with padded, breathable upholstery.



Large (18x12)

05647

Small (14x9)

05643

Lateral support extension

Quantity (number pcs).....
10271

Lateral support extension

Quantity (number pcs).....

Small (14x9)

05642

Large (18x12)

05646

Headrest adjustable - Double ball mounting system



Available only with backrest Physio Posture

Large (35x12,5) 05648
 Small (25x12,5)

Date	Order	User	Address
------------	-------------	------------	---------------

Note

Wheelchair : Progeo EGO CUSTOM - Rev. 2026.0	Prices - VAT excluded to be added to the price list	<table border="1" style="width: 100%; border-collapse: collapse;"> <tr> <td colspan="2" style="text-align: center; padding: 2px;">Send this page only if any optional have been chosen</td> </tr> <tr> <td style="width: 10px; text-align: center; padding: 2px;"><input checked="" type="checkbox"/></td> <td style="padding: 2px;"> standard (supplied if no requests are indicated) </td> </tr> <tr> <td style="text-align: center; padding: 2px;"><input type="checkbox"/></td> <td style="padding: 2px;"> on request (without extra charge) </td> </tr> <tr> <td style="text-align: center; padding: 2px;"><input type="checkbox"/></td> <td style="padding: 2px;"> optional (cost to be added at the basic price) </td> </tr> </table>	Send this page only if any optional have been chosen		<input checked="" type="checkbox"/>	standard (supplied if no requests are indicated)	<input type="checkbox"/>	on request (without extra charge)	<input type="checkbox"/>	optional (cost to be added at the basic price)
Send this page only if any optional have been chosen										
<input checked="" type="checkbox"/>	standard (supplied if no requests are indicated)									
<input type="checkbox"/>	on request (without extra charge)									
<input type="checkbox"/>	optional (cost to be added at the basic price)									

REFERENCE TABLES

1	Front height
With closed frame (95°) max 5" caster With closed frame (90°) max 5" caster With closed frame (85°) max 4" caster	
The size of the fork will be defined only by Progeo in accordance with wheelchair final configuration.	

2	Rear height			
Rear wheels				
22"	24"	25"	26"	
min 35	min 38	min 39	min 40	
max 43	max 45	max 46	max 48	

3	Footplate option	Footplate distance
Footplate COMPACT, automatic Closure		min 36
IMPORTANT NOTICE! From the footplate to the floor minimum 4cm !! (Minimum Front height = DP + 4cm) NOTE! Lower footplate distances are possible only after our valuation Calculated with the best configuration and with the footplates positioned on inside.		

4	Rear wheels	
Model	Features	
22" Ultra-light Progeo - Standard!	(not available in anthracite color)	
24" Ultra-light Progeo - Standard!	(available for all colours)	
24" ULTRA-LIGHT PROGEO KEY SPORT	(silver hub, black rim and 16 spokes)	
24" Ultra-light "Spinergy LX"	(silver hub, black rim and spokes)	
24" Ultra-light "Spinergy LXL"	(black hub and rim, 18 white spokes) - (black hub, rim and 18 spokes)	
24" Off-road	(colour: black) - (aluminium handrim - tyre Off-road)	
24" Ultra-light "Spinergy Flex rim"	(silver hub, black rim and spokes) - (integrated aluminium/rubber handrim - encumbrance reduction up to 3cm. - all tyre)	
25" Ultra-light "Spinergy LX"	(silver hub, black rim and spokes)	
25" Ultra-light "Spinergy LXL"	(black hub and rim, 18 white spokes)	
26" Progeo - Standard!	(colour: black)	
26" Ultra-light "Spinergy LX"	(silver hub, black rim and 18 spokes)	

Date	Order	User	Address
------------	-------------	------------	---------------

12" wheel - Motor 250W (750W maximum power)
 14" wheel - Motor 1000W (1500W maximum power)

- Color display with switcher
- Maximum speed limit settable from display
- 5 speed levels selectable
- 10 display-selectable acceleration levels
- Adaptive Cruise Control
- Disc and electronic brake control lever
- Motor brake (adjustable in 10 levels from the display)
- Electronic brake with control bottom (adjustable in 10 levels from the display)
- Power regain when braking
- Error messages management from display (with error history)
- Rear gear beeper
- 48V - 5.8 Ah battery Autonomy up to 25km
- 48V - 11.6 Ah Power plus battery Autonomy up to 50km
- Battery charger 48V
- Rear gear
- USB port
- Easle
- Mudguard
- Front spoiler with predisposition for FULL LED light

(Certified software)

Mototronik

10979



Handlebar

☆ **STANDARD controls**

☆ Thumb accelerator

☆ Right
12592

Left
12593

Grip throttle


Right
10913

Left
10914

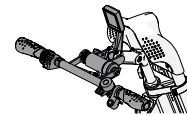
Disc and electronic brake control lever

☆ Right
12594

Left
12595




QUADRIPLEGIC controls
Handlebar PUSH&PULL



10905


☆ **MOTOTRONIK 12" wheel**

Motor 250W (750W maximum power)
 Maximum speed according to law



MOTOTRONIK 14" wheel

Motor 1000W (1500W maximum power)
 Maximum speed according to law



10903

Battery

☆ 48V - 5.8 Ah battery

Autonomy up to 25 km

48V - 11.6 Ah Power plus battery

Autonomy up to 50 km

10904

Date Order User Address

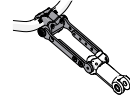
Accessories

FULL LED light (high intensity)
Integrated in the spoiler



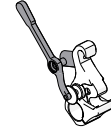
10908

Handlebar extension
Adjustable from 15cm up to 23cm



10907

Motor unit facilitated unlock lever
Recommended with handlebar for quadriplegic



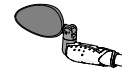
10915

Additional FLY 48V - 2.9 Ah battery
Autonomy up to 15km
Approved for air transport

10906

Rearview mirror

Right
 Left



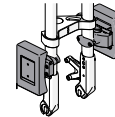
10909
10909

Basket (removable) - (with KLICKfix® attachment system)



10912

Removable front weight - (with KLICKfix® attachment system)
(it increases the weight over the power wheel to improve traction)



10910

Travel bag

10916


Note


Send this page only if any optional have been chosen


<input checked="" type="checkbox"/>	standard	(supplied if no requests are indicated)
<input type="checkbox"/>	on request	(without extra charge)
<input type="radio"/>	optional	(cost to be added at the basic price)

Date Order User Address


SMARTDRIVE - including battery charger



 <p>SWITCH CONTROL (DX+SX) - EU Funzionamento a due pulsanti</p>	<input type="radio"/> 6 KM/H	MX2-S002
	<input type="radio"/> 9 KM/H	MX2-S005

 <p>SWITCH CONTROL + JACK 3.5 - EU "Mono" female input, allows SmartDrive to be connected to any other control/driving device.</p>	<input type="radio"/> 6 KM/H	MX2-S003
	<input type="radio"/> 9 KM/H	MX2-S006

Pulsante di comando esterno BUDDY BUTTON
completo di adattatore, set di montaggio e braccio di estensione
Disponibile solo con SWITCH CONTROL + JACK 3.5



MX2-BBB

ATTACHMENT HARDWARE FOLDER KIT
Choose attachment hardware kit according to the size of the wheelchair's rear wheels




Attachment hardware folder kit - rear wheels 22" - 24" MX2-443-C

Attachment hardware folder kit - rear wheels 25" MX2-453-C

Attachment hardware folder kit - rear wheels 26" MX2-463-C

SMART WATCH

Lo SmartDrive può essere comandato e gestito con uno Smart Watch APPLE o GALAXY
Fast and simple setup
Increased screen visibility
Improved battery performance
Free App from Apple Store and Play Store

<p><u>Lista compatibilita'</u></p> 	<p>Smart Watch compatibili</p> <p>APPLE WATCH serie 5 o successivi con iOS 8 o successivi Apple iPhone</p>	<p>Applicazioni gratuite</p> <p>SmartDrive MX2+ </p> <p>Pushtracker </p>
	<p>GALAXY WATCH serie 4 o successivi Smartphone Samsung Smartphone Android 6.0 e RAM almeno 1.5 GB</p>	

Accessories

Carrying bag  MX2SD-BAG

Universal padded handle
Universal padded handle  MX2-986

Wheelchair : Progeo EGO CUSTOM - Rev. 2026.0	Prices - VAT excluded to be added to the price list	Send this page only if any optional have been chosen	
		<input checked="" type="radio"/> standard	(supplied if no requests are indicated)
		<input type="checkbox"/> on request	(without extra charge)
		<input type="radio"/> optional	(cost to be added at the basic price)