

Date
 User
 End user weight (kg).....
 Language user manual

Progeo (English)
 Company stamp

Rigid frame wheelchair

Responsible

Wheelchair measures - The tolerance on all the dimensions indicated and/or required is ± 10 mm

Seat width (LS) 33 36 39 42 45 48
 The seat width is measured from the outer sides of the frame, while the distance between the two side guards is 1.5 cm wider.
 For seat enlargement see section enlargement of mudguard and armrest with integrated mudguard

Seat depth (PS) 35 37,5 40 42,5 45 47,5 50
 The real seat depth, from the front part of the seat cloth to the backrest tube will be 1,5 cm more than the declared one.

Footplate distance (DP) (cm) ±0.5cm - adjustment steps 1.5cm
(Real distance between seat and footplate) - IMPORTANT NOTICE! From the footplate to the floor minimum 4cm !! (Minimum Front height = DP + 4cm)

Setting Standard Prudential Active

Backrest Height (TS) Std.Value 33,5(min 26-max 47) adjustment steps 1.5cm



Camber 0° 2° 4°

Front frame

☆ Carbon fibre frame, Angle 90° to the seat



Front height - Tick the box with the required height
 The possible difference in height between HIGH frame and LOW frame is 3cm (with same fork, caster and assembly hole).

	 SPORT fork (H95)	 Small size fork (H115)
LOW FRAME 90° Front height (min 44,5 - max 50) Footplate distance (min 34,5)	Casters 3" <input type="checkbox"/> ~45 <input type="checkbox"/> ~46 4" <input type="checkbox"/> ~46 <input type="checkbox"/> ~47 5" <input type="checkbox"/> ~48,5	Casters 3" <input type="checkbox"/> ~45,5 <input type="checkbox"/> ~47 4" <input type="checkbox"/> ~46,5 <input type="checkbox"/> ~48 <input type="checkbox"/> ~49 5" <input type="checkbox"/> ~49 <input type="checkbox"/> ~50
<i>U-TUBE Aluminium footplate</i> Footplate distance (min 18 ÷ max 35) DPmax = Front height - 10cm		
HIGH FRAME 90° Front height (min 47,5 - max 53) Footplate distance (min 37,5)	Casters 3" <input type="checkbox"/> ~48 <input type="checkbox"/> ~49 4" <input type="checkbox"/> ~49 <input type="checkbox"/> ~50 5" <input type="checkbox"/> ~51,5	Casters 3" <input type="checkbox"/> ~48,5 <input type="checkbox"/> ~50 4" <input type="checkbox"/> ~49,5 <input type="checkbox"/> ~51 <input type="checkbox"/> ~52 5" <input type="checkbox"/> ~52 <input type="checkbox"/> ~53
<i>U-TUBE Aluminium footplate</i> Footplate distance (min 21 ÷ max 38) DPmax = Front height - 10cm		

The real front-seat height could be slightly different from the chosen one considering it is affected by seat depth and rear seat height.

Rear height The difference between Font Height and Rear Height must be in the 3 - 12 cm range.

Rear wheels 22" (min 36 - max 44)
 Rear wheels 24" (min 38 - max 46)
 Rear wheels 25" (min 39 - max 47)
 Rear wheels 26" (min 41 - max 48)

Seat

☆ Seat cloth with pocket (under seat)

Seat with tension straps 08883

Carbon rigid seat 08336

Pocket (under seat) [25x11x4,5] 08281

Date Order User Address

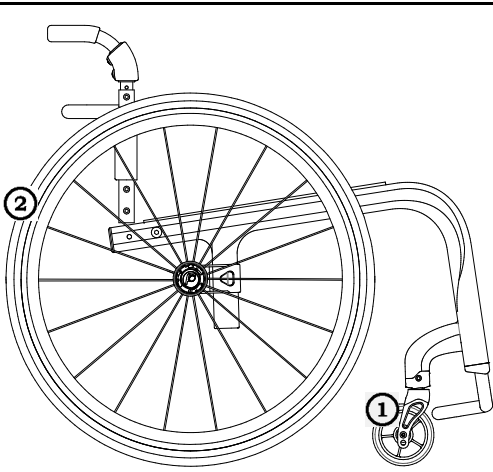
CUSTOMIZE COLORS

1 Fork colour
 ☆ Opaque black
 Bright silver
 POLAR white
 Bright red
 Tekno anthracite
 Matt grey
 08342

Bright blue
 Bright fuchsia
 Bright lime
 Matt Midnight blue
 Matt red

2 Colour rear wheels
 To be matched only with: Rear wheels Ultra-light Progeo - Standard! (22 - 24)
 ☆ Black
 Bright silver
 POLAR white
 Bright red
 Tekno anthracite
 Matt grey
 04692

Bright blue
 Bright fuchsia
 Bright lime
 Matt Midnight blue
 Matt red




Rear wheels axle
 ☆ Aluminum rear wheels axle
 Carbon fiber rear wheels axle *Lightest configuration* 07647

Backrest adjustment and fixing system
 ☆ Backrest with double locking (upright and folded) **with rake adjustable from -4° to +16°**
 Backrest with upright locking system ONLY (no locking when folded) **with rake adjustable from -4° to +16°**
 Fixed back(non-folding back) **with rake adjustable from -4° to +16°**

Backrest
 ☆ Adjustable velcro straps and padded transpiring upholstery

☆ Aluminium backrest
 Titanium backrest
 Carbon fibre backrest

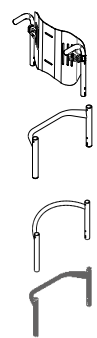


06811
04389

AIR Integrated posture backrest (NOT REMOVABLE)
 Carbon shell - Lateral retaining 7,5cm
 Depth adjustment ±1cm. - Angle adjustment ±10°
 not available for seat width 48

H 28		H 34		H 40	
Backrest Height (TS) min 34 (.....)		Backrest Height (TS) min 38 (.....)		Backrest Height (TS) min 44 (.....)	
Lateral retaining wing A=high - R=regular					
A	R	A	R	A	R
<input type="checkbox"/>	<input type="checkbox"/>	<input type="checkbox"/>	<input type="checkbox"/>	<input type="checkbox"/>	<input type="checkbox"/>


Installation on:
 ☆ Backrest tubes
 Aluminium backrest
 Titanium backrest
 Carbon fibre backrest



06811
04389

Handle tube
 ☆ Tubes with standard handle
 Tubes with short handle
 SPORT tubes Without push handles
 Carbon fibre tubes with short handle *Weight reduction approx. 110gr.* 04390
Not available with: Posture backrest PHYSIO - Posture backrest A | R

Folding handles *Minimum backrest height 30,5cm*
 Not available with: Push handles for companion



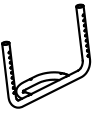
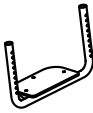
02958

Date	Order	User	Address
------------	-------------	------------	---------------

Footplate

☆ Aluminium footplate. Rake not adjustable

☆ WITHOUT plastic plate with plastic plate

One piece aluminium footplate - Flip-up! FLIP-BACK! - rake and depth adjustable
 IMPORTANT NOTICE! From the footplate to the floor minimum 6cm !! (Minimum Front height = DP + 4cm)
 With 5" front wheel the difference between Front Height and Rear Height must be greater than 5cm 09420

Aluminium footplate, rake and depth adjustable 04456

☆ Internal 2/3 Internal External 2/3 External

U-TUBE - Aluminium footplate, rake and depth adjustable 09853
LOW FRAME: minimum footplate distance 18 - maximum footplate distance 35
HIGH FRAME: minimum footplate distance 21 - maximum footplate distance 38

One piece Carbon fibre footplate. Rake adjustable 04110

☆ Internal External

Mudguard

☆ Carbon fibre mudguard

Carbon fibre Straight sideguard

Mudguard enlargement

☆ + 0 cm 12648

+ 1 cm

Removable version 08921
The distance between the two side guards is 1 cm wider than the seat width

Casters

☆ 4" Soft

3" Sport *Lightest configuration*

5" Soft

3" Active Soft (wide) 06824
 (Aluminium alloy rim)

4" Active Sport (narrow) 01398
 (Aluminium alloy rim)

4" Active Soft (wide) 03943
 (Aluminium alloy rim)

5" Active Soft (wide) 07518
 (Aluminium alloy rim)

5" Pneumatic 10844

Rear wheels

☆ 24" Ultra-light Progeo - Standard!

22" Ultra-light Progeo - Standard!

25" Ultra-light Progeo - Standard! (colour: black)

26" Progeo - Standard! (colour: black)

24" ULTRA-LIGHT PROGEO KEY SPORT *Lightest configuration* 04383

24" Ultra-light "Spinergy LX" 01685

24" Ultra-light "Spinergy LXL" Black hub and white spokes Hub and spokes black 07846

24" Ultra-light "Spinergy Flex rim" Integrated aluminium/rubber handrim 02270

25" Ultra-light "Spinergy LX" 02101

25" Ultra-light "Spinergy LXL" Black hub and white spokes 07847

26" Ultra-light "Spinergy LX" 02102

24" Off-road (aluminium handrim black - Wheel distance 4cm) 01392

Rear wheel tyre

☆ High pressure tyre (22"-24"-25"-26") *Lightest configuration*

High pressure profile tyre (24")

Marathon Plus (24"-25") with anti-puncture protection 01669







Anti-puncture - Colour Grey (22") 04181



Anti-puncture - Colour Black (24") 11083

Not available with Rear wheels : 24" ULTRA-LIGHT PROGEO KEY SPORT, 24" Ultra-light "Spinergy LXL"




Date	Order	User	Address
------------	-------------	------------	---------------



Handrim	Wheel distance ☆ 3 cm	□ 4 cm	
☆ Aluminium	(22"-24"-25"-26")	<i>Lightest configuration</i>	
<input type="checkbox"/> Aluminium black SOFT-TOUCH	(24"-25")	(24" handrim, on 25" wheel is installed with spacers)	09170
<input type="checkbox"/> Chromed Steel	(24"-25")	(24" handrim, on 25" wheel is installed with spacers)	01684
<input type="checkbox"/> Titanium	(24"-25")	(24" handrim, on 25" wheel is installed with spacers)	00016
<input type="checkbox"/> Ultra Grepp	(24"-25")	(24" handrim, on 25" wheel is installed with spacers)	00017
<input type="checkbox"/> TOP FRICTION	(24"-25")	(24" handrim, on 25" wheel is installed with spacers)	11023
Oval countour with a rubber insert			
<input type="checkbox"/> NOVA H	(24"-25")	(24" handrim, on 25" wheel is installed with spacers)	11025
Ergonomic black profile			
<input type="checkbox"/> NOVA D	(24"-25")	(24" handrim, on 25" wheel is installed with spacers)	11026
Ergonomic profile with rubber coating (ideal for quadriplegics)			
<input type="checkbox"/> Silicon cover for standard aluminium handrim		Available for measures (22"- 24" - 26")	04050

Wheel locks		
☆ Bent lever push to lock		
<input type="checkbox"/> Straight lever push to lock		
<input type="checkbox"/> Straight lever pull to lock		
<input type="checkbox"/> Sport brake		 06428
<input type="checkbox"/> Brake with extension lever push to lock		 01949
<input type="checkbox"/> Brake with extension lever pull to lock		 03372

Armrests		
<input type="checkbox"/> Tubular armrests	(Swing away, removable and height adjustable armrest)	 00694
<input type="checkbox"/> Removable armrest with carbon-fiber straight sideguard	<i>The distance between the two side guards is 1 cm wider than the seat width</i>	 09079

Accessories		
<input type="checkbox"/> Pad for front frame protectors		07058
<input type="checkbox"/> Backrest-seat connection cloth		10241
<input type="checkbox"/> Removable storage bag (with quick coupling)		09811

Optional 1	<u>Only one optional devices for side can be chosen</u>		
<input type="checkbox"/> Transit wheels	Exclude the installation of Anti-tippers		 03290
<input type="checkbox"/> Anti-tipper with rapid hookup	Exclude the installation of Transit wheels (inside rotation to reduce the encumbrance)		
	<input type="checkbox"/> Right		06821
	<input type="checkbox"/> Left		06822

Optional 2		
<input type="checkbox"/> Push handles for companion	(Removable and height adjustable)	 03645
<input type="checkbox"/> Tetraclip	(Quick release axle for quadriplegic)	03947
<input type="checkbox"/> Safety pelvic belt		03972
<input type="checkbox"/> Harness		04103
<input type="checkbox"/> Lumbar support	(to insert in the backrest upholstery)	00013
<input type="checkbox"/> Swing away lateral support	Not available with Posture backrest PHYSIO - Posture backrest A I R	
Prevents backrest folding		
	<input type="checkbox"/> Right	
	<input type="checkbox"/> Left	02098
<input type="checkbox"/> Spoke guards Black	(22"-24")	01043
<input type="checkbox"/> Spoke guards Transparent	(22"-24")	00835
<input type="checkbox"/> Spoke guards Progeo design	(22"-24")	00019

Additional Kit		
<input type="checkbox"/> 24" Off-road rear wheels	Off-Road tyre - aluminium handrim (black colour)	03378
<input type="checkbox"/> 24" FAT rear wheels	FAT tyre 3" - aluminium handrim (black colour)	09357




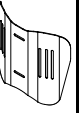
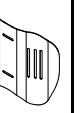


Date Order User Address

PHYSIO - Posture backrest
(Std. Backrest upholstery not provided)



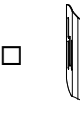

Removable with quick release
Suitable for tubes with diameter 18+26mm
Depth adjustment (4cm)
Angle adjustment (±18°)

AIR Carbon shell

not available for seat width 48

BACKREST HEIGHT	28	34	40			
Shell's shape 	Lateral retaining wing A=high - R=regular					
	A	R	A	R	A	R
						
	<input type="checkbox"/>	<input type="checkbox"/>	<input type="checkbox"/>	<input type="checkbox"/>	<input type="checkbox"/>	<input type="checkbox"/>

POSTURE Aluminum shell

BACKREST HEIGHT	34	40	52
Shell's shape 	Lateral retaining wing R=regular		
	R	R	R
			
	<input type="checkbox"/>	<input type="checkbox"/>	<input type="checkbox"/>

Configuration DEEP with side support PAD (height adjustable)

Alluminum lateral with padded, breathable upholstery.



Small (h 13cm)



Right
10272

Left
10272

Large (h 20cm)

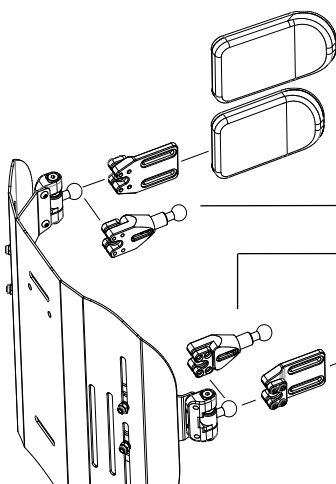


Right
10273

Left
10273

SWING AWAY - Lateral support

Fixing and adjustment hardware complete with protection sleeve
Alluminum lateral with padded, breathable upholstery.



Large (18x12)

05647

Small (14x9)

05643

Lateral support extension

Quantity (number pcs)..... 10271

Lateral support extension

Quantity (number pcs).....

Small (14x9)

05642

Large (18x12)

05646

Headrest adjustable - Double ball mounting system

Available only with backrest Physio Posture



Large (35x12,5)
 Small (25x12,5)

05648

Date	Order	User	Address
------------	-------------	------------	---------------

Note

<p>Wheelchair : Progeo DUKE - Rev. 2026.0</p>	<p>Prices - VAT excluded to be added to the price list</p>	<p style="text-align: center; font-weight: bold; font-size: small;">Send this page only if any optional have been chosen</p> <table style="width: 100%; border-collapse: collapse;"> <tr> <td style="width: 15px; text-align: center; vertical-align: middle;"><input type="checkbox"/> ☆</td> <td style="padding: 2px;">standard</td> <td style="font-size: x-small; padding-left: 5px;">(supplied if no requests are indicated)</td> </tr> <tr> <td style="width: 15px; text-align: center; vertical-align: middle;"><input type="checkbox"/></td> <td style="padding: 2px;">on request</td> <td style="font-size: x-small; padding-left: 5px;">(without extra charge)</td> </tr> <tr> <td style="width: 15px; text-align: center; vertical-align: middle;"><input type="checkbox"/></td> <td style="padding: 2px;">optional</td> <td style="font-size: x-small; padding-left: 5px;">(cost to be added at the basic price)</td> </tr> </table>	<input type="checkbox"/> ☆	standard	(supplied if no requests are indicated)	<input type="checkbox"/>	on request	(without extra charge)	<input type="checkbox"/>	optional	(cost to be added at the basic price)
<input type="checkbox"/> ☆	standard	(supplied if no requests are indicated)									
<input type="checkbox"/>	on request	(without extra charge)									
<input type="checkbox"/>	optional	(cost to be added at the basic price)									

Date	Order	User	Address
------------	-------------	------------	---------------

12" wheel - Motor 250W (750W maximum power)
 14" wheel - Motor 1000W (1500W maximum power)

- Color display with switcher
- Maximum speed limit settable from display
- 5 speed levels selectable
- 10 display-selectable acceleration levels
- Adaptive Cruise Control
- Disc and electronic brake control lever
- Motor brake (adjustable in 10 levels from the display)
- Electronic brake with control bottom (adjustable in 10 levels from the display)
- Power regain when braking
- Error messages management from display (with error history)
- Rear gear beeper
- 48V - 5.8 Ah battery Autonomy up to 25km
- 48V - 11.6 Ah Power plus battery Autonomy up to 50km
- Battery charger 48V

- Rear gear
- USB port
- Easle
- Mudguard
- Front spoiler with predisposition for FULL LED light

(Certified software)

Mototronik

10979



Handlebar

☆ **STANDARD controls**

☆ Thumb accelerator

☆ Right
12592

Left
12593

Grip throttle

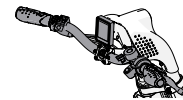
Right
10913

Left
10914

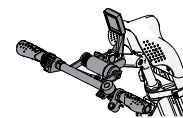
Disc and electronic brake control lever

☆ Right
12594

Left
12595




QUADRIPLEGIC controls
 Handlebar PUSH&PULL



10905


☆ **MOTOTRONIK 12" wheel**

Motor 250W (750W maximum power)
 Maximum speed according to law



MOTOTRONIK 14" wheel

Motor 1000W (1500W maximum power)
 Maximum speed according to law



10903

Battery


☆ 48V - 5.8 Ah battery *Autonomy up to 25 km*


48V - 11.6 Ah Power plus battery *Autonomy up to 50 km*

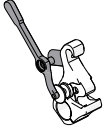
10904

Date Order User Address

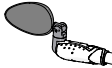
Accessories


- FULL LED light (high intensity)
 Integrated in the spoiler  10908

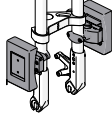
- Handlebar extension
 Adjustable from 15cm up to 23cm  10907

- Motor unit facilitated unlock lever
 Recommended with handlebar for quadriplegic  10915

- Additional FLY 48V - 2.9 Ah battery
 Autonomy up to 15km
 Approved for air transport 10906

- Rearview mirror Right
 Left  10909
 10909

- Basket (removable) - (with KLICKfix® attachment system)  10912

- Removable front weight - (with KLICKfix® attachment system)
 (it increases the weight over the power wheel to improve traction)  10910

- Travel bag 10916

Note

Send this page only if any optional have been chosen


Wheelchair : Progeo DUKE - Rev. 2026.0


Prices - VAT excluded
to be added to the price list


- standard (supplied if no requests are indicated)
- on request (without extra charge)
- optional (cost to be added at the basic price)

Date Order User Address


SMARTDRIVE - including battery charger



 SWITCH CONTROL (DX+SX) - EU Funzionamento a due pulsanti	<input type="radio"/> 6 KM/H	MX2-S002
	<input type="radio"/> 9 KM/H	MX2-S005

 SWITCH CONTROL + JACK 3.5 - EU "Mono" female input, allows SmartDrive to be connected to any other control/driving device.	<input type="radio"/> 6 KM/H	MX2-S003
	<input type="radio"/> 9 KM/H	MX2-S006

Pulsante di comando esterno BUDDY BUTTON
 completo di adattatore, set di montaggio e braccio di estensione
Disponibile solo con SWITCH CONTROL + JACK 3.5



MX2-BBB

ATTACHMENT HARDWARE FIX FRAME KIT
 Choose attachment hardware kit according to the size of the wheelchair's rear wheels




Attachment hardware fix frame kit - rear wheels 22" - 24" MX2-44S-C

Attachment hardware fix frame kit - rear wheels 25" MX2-45S-C


Attachment hardware fix frame kit - rear wheels 26" MX2-46S-C


SMART WATCH

Lo SmartDrive può essere comandato e gestito con uno Smart Watch APPLE o GALAXY
 Fast and simple setup
 Increased screen visibility
 Improved battery performance
 Free App from Apple Store and Play Store

<p><u>Listina compatibilita'</u></p> 	<p>Smart Watch compatibili</p> <p>APPLE WATCH serie 5 o successivi con iOS 8 o successivi Apple iPhone</p>	<p>Applicazioni gratuite</p> <p>SmartDrive MX2+ </p> <p>Pushtracker </p>
	<p>GALAXY WATCH serie 4 o successivi Smartphone Samsung Smartphone Android 6.0 e RAM almeno 1.5 GB</p>	

Accessories

Carrying bag  MX2SD-BAG

Universal padded handle
Universal padded handle  MX2-986

Wheelchair : Progeo DUKE - Rev. 2026.0	Prices - VAT excluded to be added to the price list	<p align="center">Send this page only if any optional have been chosen</p> <input checked="" type="radio"/> standard (supplied if no requests are indicated) <input type="checkbox"/> on request (without extra charge) <input type="radio"/> optional (cost to be added at the basic price)
--	--	--