

Date

User

End user wheight (kg)

Language user manual

Progeo (English)

Company stamp

Folding frame wheelchair

Responsible

Wheelchair measures - The tolerance on all the dimensions indicated and/or required is ± 10 mm

Seat width (LS) ☐ 33 ☐ 36 ☐ 39 ☐ 42 ☐ 45 ☐ 48
The seat width is measured from the outer sides of the frame, while the distance between the two side guards is 1 cm wider.
For seat enlargement see section enlargement of mudguard and armrest with integrated mudguard

Seat depth (PS) ☐ 35 ☐ 37,5 ☐ 40 ☐ 42,5 ☐ 45 ☐ 47,5
The real seat depth, from the front part of the seat cloth to the backrest tube will be 1,5 cm more than the declared one.

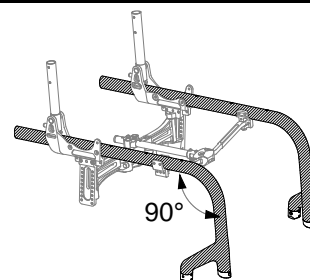
Footplate distance (DP) (cm) ± 0.5 cm - adjustment steps 1.5cm
(Real distance between seat and footplate) - IMPORTANT NOTICE! From the footplate to the floor minimum 4cm !! (Minimum Front height = DP + 4cm)

Setting ☒ Standard ☐ Prudential ☐ Active

Backrest Height (TS) Std.Value 33,5(min 26-max 47) adjustment steps 1.5cm
Backrest rake adjustable from -4° to $+12^{\circ}$



camber ☒ 0° ☐ 2°

Carbon fibre frame
Front fork support integrated
Opaque transparent painting



Front height - Tick the box with the required height

The possible difference in height between HIGH frame and LOW frame is 3cm (with same fork, caster and assembly hole).

	 SPORT fork (H95)	 Small size fork (H115)
LOW FRAME 90° Front height (min 44,5 - max 50) Footplate distance (min 36)	Casters 3" <input type="checkbox"/> ~45 <input type="checkbox"/> ~46 4" <input type="checkbox"/> ~46 <input type="checkbox"/> ~47 5" <input type="checkbox"/> ~48,5	Casters 3" <input type="checkbox"/> ~45,5 <input type="checkbox"/> ~47 4" <input type="checkbox"/> ~46,5 <input type="checkbox"/> ~48 <input type="checkbox"/> ~49 5" <input type="checkbox"/> ~49 <input type="checkbox"/> ~50
HIGH FRAME 90° Front height (min 47,5 - max 53) Footplate distance (min 39)	Casters 3" <input type="checkbox"/> ~48 <input type="checkbox"/> ~49 4" <input type="checkbox"/> ~49 <input type="checkbox"/> ~50 5" <input type="checkbox"/> ~51,5	Casters 3" <input type="checkbox"/> ~48,5 <input type="checkbox"/> ~50 4" <input type="checkbox"/> ~49,5 <input type="checkbox"/> ~51 <input type="checkbox"/> ~52 5" <input type="checkbox"/> ~52 <input type="checkbox"/> ~53

The real front-seat height could be slightly different from the chosen one considering it is affected by seat depth and rear seat height.

Rear height

Rear wheels 22" (min 36 - max 44)
Rear wheels 24" (min 38 - max 46)
Rear wheels 25" (min 39 - max 47)
Rear wheels 26" (min 41 - max 48)

The difference between Font Height and Rear Height must be in the 3 - 12 cm range.

Backrest

☆ Adjustable velcro straps and padded transpiring upholstery

Date Order User Address

Handle tube

☆ Tubes with short handle

☐ Tubes with standard handle

☐ SPORT tubes Without push handles *Lightest configuration*

☐ Folding handles

Not available with: Push handles for companion



02958

Casters

☆ 4" Soft

☐ 3" Sport

Lightest configuration

☐ 5" Soft

☐ 3" Active Soft (wide)

(Aluminium alloy rim)

06824

☐ 4" Active Sport (narrow)

(Aluminium alloy rim)

01398

☐ 4" Active Soft (wide)

(Aluminium alloy rim)

03943

☐ 5" Active Soft (wide)

(Aluminium alloy rim)

07518

☐ 5" Pneumatic

10844

Special Options

☐ Rear wheels plate extension

01950

☐ lockingband/strip to close/fold the wheelchair

06833

☐ Drawstring to unlock the back with a singleaction

06834

Colour set: Includes rear wheel hub and rim, rear wheel plates and front forks

Only standard Progeo 22"/24" wheels have coloured hubs and rims

☆ Black

22" 24" 25" 26"

☐ Bright silver

22" 24"

00833

☐ Bright lime

22" 24"

00833

☐ Bright blue

22" 24"

00833

☐ Bright red

22" 24"

00833

☐ Bright fuchsia

22" 24"

00833

☒ POLAR white

22" 24"

00833

☐ Tekno anthracite

22" 24"

00833

☐ Matt Midnight blue

22" 24"

00833

☐ Matt grey

22" 24"

00833

☐ Matt red

22" 24"

00833

Rear wheels

☆ 24" Ultra-light Progeo - Standard!

☐ 22" Ultra-light Progeo - Standard!

☐ 25" Ultra-light Progeo - Standard!

(colour: black)

☐ 26" Progeo - Standard!

(colour: black)

☐ 24" ULTRA-LIGHT PROGEO KEY SPORT

Lightest configuration

04383

☐ 24" Ultra-light "Spinergy LX"

01685

☐ 24" Ultra-light "Spinergy LXL"

☐ Black hub and white spokes

☐ Hub and spokes black

07846

☐ 24" Ultra-light "Spinergy Flex rim"

Integrated aluminium/rubber handrim

02270

☐ 25" Ultra-light "Spinergy LX"

02101

☐ 25" Ultra-light "Spinergy LXL"

☐ Black hub and white spokes

07847

☐ 26" Ultra-light "Spinergy LX"

02102

☐ 24" Off-road (aluminium handrim black)

01392

Rear wheel tyre

☆ High pressure tyre

(22"-24"-25"-26")

Lightest configuration

☐ High pressure profile tyre

(24")

☐ Marathon Plus

(24"-25")

with anti-puncture protection

01669

☐ Anti-puncture - Colour Black

(24")

11083

Not available with Rear wheels : 24" ULTRA-LIGHT PROGEO KEY SPORT, 24" Ultra-light "Spinergy LXL"





☐ Anti-puncture - Colour Grey

(22")


04181




Date Order User Address

Handrim	Wheel distance ★ 3 cm	□ 4 cm	
★ Aluminium	(22"-24"-25"-26")	<i>Lightest configuration</i>	
○ Aluminium black SOFT-TOUCH	(24"-25")	(24" handrim, on 25" wheel is installed with spacers)	09170
○ Chromed Steel	(24"-25")	(24" handrim, on 25" wheel is installed with spacers)	01684
○ Titanium	(24"-25")	(24" handrim, on 25" wheel is installed with spacers)	00016
○ Ultra Grepp	(24"-25")	(24" handrim, on 25" wheel is installed with spacers)	00017
○ TOP FRICTION Oval countour with a rubber insert	(24"-25")	(24" handrim, on 25" wheel is installed with spacers)	11023
○ NOVA H Ergonomic black profile	(24"-25")	(24" handrim, on 25" wheel is installed with spacers)	11025
○ NOVA D Ergonomic profile with rubber coating (ideal for quadriplegics)	(24"-25")	(24" handrim, on 25" wheel is installed with spacers)	11026
○ Silicon cover for standard aluminium handrim		Available for measures (22"- 24" - 26")	04050

Wheel locks		
★ Bent lever push to lock		
□ Straight lever push to lock		
□ Straight lever pull to lock		
○ Sport brake		06428
○ Brake with extension lever push to lock		01949
○ Brake with extension lever pull to lock		03372

Automatic Closure footplate		
★ Footplate COMPACT, automatic Closure Minimum footplate distance 35cm.	RAKE AND DEPTH ADJUSTABLE	 11529
□ Internal	□ External	

Mudguard		
Mudguard - FIXED		
★ Carbon fibre mudguard		
□ Carbon fibre Straight sideguard		
Mudguard enlargement		
★ + 0 cm		
□ + 1 cm	□ + 2 cm	
○ Extra charge for : REMOVABLE VERSION NO → Mudguard enlargement		
		08921





Armrests		
Tubular armrests	(Swing away, removable and height adjustable armrest)	 00694
Removable armrest with integrated mudguard		
○ Desk armrests PROGEO	(Removable and height adjustable)	 09956
Enlargement of Desk armrests PROGEO		
★ + 0 cm		
□ + 2 cm	Available only with Ultra-light Progeo standard wheels and camber 0°	12648
○ Removable armrest with carbon-fiber straight sideguard		09079

Date Order User Address



Accessories

- | | |
|---|-------|
| <input type="radio"/> Pad for front frame protectors | 07058 |
| <input type="radio"/> Backrest-seat connection cloth | 10241 |
| <input type="radio"/> Removable storage bag (with quick coupling) | 09811 |

Optional 1

- | | | | |
|---|--|---|----------------|
| <input type="radio"/> Transit wheels | |  | 00836 |
| <input type="radio"/> Anti-tipper with rapid hookup | (inside rotation to reduce the encumbrance)
<input type="radio"/> Right
<input type="radio"/> Left |  | 00023
00024 |
| <input type="radio"/> Tipping aid | <input type="radio"/> Right
<input type="radio"/> Left |  | 00025
01046 |
| <input type="radio"/> Crutches support | <input type="radio"/> Right
<input type="radio"/> Left |  | 00838
00837 |

Optional 2

- | | | | |
|---|---|---|----------------|
| <input type="radio"/> Tetraclip | (Quick release axle for quadriplegic) | | 03947 |
| <input type="radio"/> Safety pelvic belt | | | 03972 |
| <input type="radio"/> Harness | | | 04103 |
| <input type="radio"/> Push handles for companion | (Removable and height adjustable) |  | 01048 |
| <input type="radio"/> Lumbar support | (to insert in the backrest upholstery) | | 00013 |
| <input type="radio"/> Swing away lateral support
Prevents backrest folding | Not available with Posture backrest PHYSIO
<input type="radio"/> Right
<input type="radio"/> Left |  | 02097
02098 |
| <input type="radio"/> Spoke guards Black | (22"-24") | | 01043 |
| <input type="radio"/> Spoke guards Transparent | (22"-24") | | 00835 |
| <input type="radio"/> Spoke guards Progeo design | (22"-24") | | 00019 |

Additional Kit

- | | | |
|--|--|-------|
| <input type="radio"/> 24" Off-road rear wheels | Off-Road tyre - aluminium handrim (black colour) | 03378 |
| <input type="radio"/> 24" FAT rear wheels | FAT tyre 3" - aluminium handrim (black colour) | 09357 |






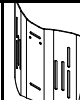

Date Order User Address

PHYSIO - Posture backrest
(Std. Backrest upholstery not provided)

Removable with quick release
Suitable for tubes with diameter 18÷26mm
Depth adjustment (4cm)
Angle adjustment ($\pm 18^\circ$)

☐ **AIR** Carbon shell

not available for seat width 48

BACKREST HEIGHT		28	34	40			
Shell's shape		Lateral retaining wing A=high - R=regular					
7.5 cm		A	R	A	R	A	R
							
		<input type="checkbox"/>	<input type="checkbox"/>	<input type="checkbox"/>	<input type="checkbox"/>	<input type="checkbox"/>	<input type="checkbox"/>

☐ **POSTURE** Aluminum shell

BACKREST HEIGHT	34	40	52
Shell's shape	Lateral retaining wing R=regular		
	R	R	R
7.5 cm			
	<input type="checkbox"/>	<input type="checkbox"/>	<input type="checkbox"/>

Configuration DEEP with side support PAD (height adjustable)

Alluminum lateral with padded, breathable upholstery.



Small (h 13cm)



☐ Right
10272

☐ Left
10272

Large (h 20cm)

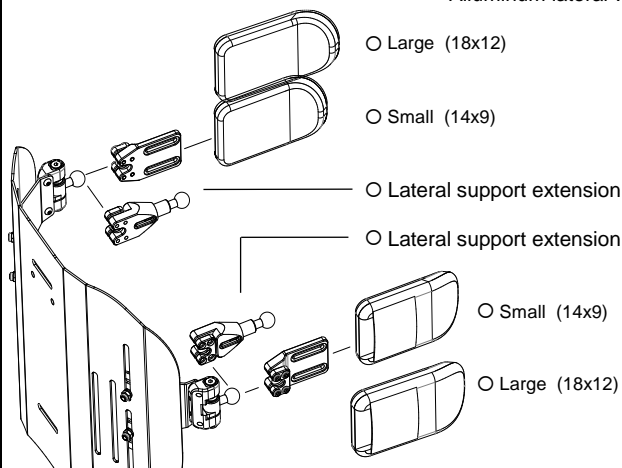


☐ Right
10273

☐ Left
10273

SWING AWAY - Lateral support

Fixing and adjustment hardware complete with protection sleeve
Alluminum lateral with padded, breathable upholstery.



☐ Large (18x12)

05647

☐ Small (14x9)

05643

☐ Lateral support extension

Quantity (number pcs).....

10271

☐ Lateral support extension

Quantity (number pcs).....

☐ Small (14x9)

05642

☐ Large (18x12)

05646

☐ Headrest adjustable - Double ball mounting system

Available only with backrest Physio Posture



☐ Large (34x14)
☐ Small (28x14)

05648

Date	Order	User	Address
------------	-------------	------------	---------------

1	Rear wheels	
	Model	Features
	22" Ultra-light Progeo - Standard!	(not available in anthracite color)
	24" Ultra-light Progeo - Standard!	(available for all colours)
	24" ULTRA-LIGHT PROGEO KEY SPORT	(silver hub, black rim and 16 spokes)
	24" Ultra-light "Spinergy LX"	(silver hub, black rim and spokes)
	24" Ultra-light "Spinergy LXL"	(black hub and rim, 18 white spokes) - (black hub, rim and 18 spokes)
	24" Ultra-light "Spinergy Flex rim"	(silver hub, black rim and spokes) - (integrated aluminium/rubber handrim - encumbrance reduction up to 3cm. - all tyre)
	24" Off-road	(colour: black) - (aluminium handrim - tyre Off-road)
	25" Ultra-light "Spinergy LX"	(silver hub, black rim and spokes)
	25" Ultra-light "Spinergy LXL"	(black hub and rim, 18 white spokes)
	26" Progeo - Standard!	(colour: black)
	26" Ultra-light "Spinergy LX"	(silver hub, black rim and 18 spokes)

Wheelchair : Progeo EGO CARBON - Rev. 2025.1	Prices - VAT excluded to be added to the price list	<table border="1" style="width: 100%; border-collapse: collapse;"> <tr> <th colspan="2">Send this page only if any optional have been chosen</th></tr> <tr> <td style="width: 10%; text-align: center;">☆</td><td>standard (supplied if no requests are indicated)</td></tr> <tr> <td style="text-align: center;">□</td><td>on request (without extra charge)</td></tr> <tr> <td style="text-align: center;">○</td><td>optional (cost to be added at the basic price)</td></tr> </table>	Send this page only if any optional have been chosen		☆	standard (supplied if no requests are indicated)	□	on request (without extra charge)	○	optional (cost to be added at the basic price)
Send this page only if any optional have been chosen										
☆	standard (supplied if no requests are indicated)									
□	on request (without extra charge)									
○	optional (cost to be added at the basic price)									

Date Order User Address

12" wheel - Motor 250W (750W maximum power)
14" wheel - Motor 1000W (1500W maximum power)

Color display with switcher
Maximum speed limit settable from display
5 speed levels selectable
10 display-selectable acceleration levels
Adaptive Cruise Control

Disc and electronic brake control lever
Motor brake (adjustable in 10 levels from the display)
Electronic brake with control bottom (adjustable in 10 levels from the display)
Power regain when braking

Error messages management from display (with error history)
Rear gear beeper
48V - 5.8 Ah battery Autonomy up to 25km
48V - 11.6 Ah Power plus battery Autonomy up to 50km
Battery charger 48V

Rear gear
USB port
Easle
Mudguard
Front spoiler with predisposition for FULL LED light

(Certified software)

☐ **Mototronik**

10979



Handlebar

☆ STANDARD controls

☆ Thumb accelerator

☐ Grip throttle

☐ Disc and electronic brake control lever

☆ Right
12592


☐ Right
10913

☆ Right
12594

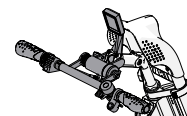
☐ Left
12593

☐ Left
10914

☐ Left
12595




☐ **QUADRIPLAGIC controls**
Handlebar PUSH&PULL



10905

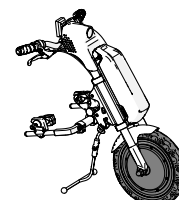
☆ **MOTOTRONIK 12" wheel**

Motor 250W (750W maximum power)
Maximum speed according to law



☐ **MOTOTRONIK 14" wheel**

Motor 1000W (1500W maximum power)
Maximum speed according to law



10903

Battery

☆ 48V - 5.8 Ah battery

Autonomy up to 25 km

☐ 48V - 11.6 Ah Power plus battery

Autonomy up to 50 km

10904

Date Order User Address

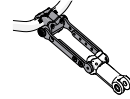
Accessories

- ☐ FULL LED light (high intensity)
Integrated in the spoiler



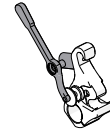
10908

- ☐ Handlebar extension
Adjustable from 15cm up to 23cm



10907

- ☐ Motor unit facilitated unlock lever
Recommended with handlebar for quadriplegic



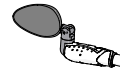
10915

- ☐ Additional FLY 48V - 2.9 Ah battery
Autonomy up to 15km
Approved for air transport

10906

- ☐ Rearview mirror

- ☐ Right
☐ Left



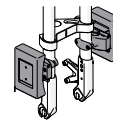
10909
10909

- ☐ Basket (removable) - (with KLICKfix® attachment system)



10912

- ☐ Removable front weight - (with KLICKfix® attachment system)
(it increases the weight over the power wheel to improve traction)



10910

- ☐ Travel bag

10916

Note