

Date	Progeo (English)	
User	Company stamp	Rigid frame wheelchair
End user weight (kg)		
Language user manual	Responsible	

Carbon fibre frame made-to-measure.

NOIR is a wheelchair without possibilities of adjustments after its manufacturing..

See reference tables

Take care to write all the requested measures (in centimetres)

Frame Angle

85° 90° 95°

Seat depth (PS)

35 37,5
 40 42,5
 45 47,5

See note (1)

Backrest rake adjustable from -4° to +16°

Seat width (LS)

33 36
 39 42
 45

camber

2° 0° 4°

Setting C

Extremely prudential 7,5
 Prudential 9
 Standard 10,5
 Active 12
 Extreme 13,5

Front height (min 44-max 54)

Rear height (min 37-max 48)
calculated with rear wheels 24"

Footplate option

Carbon fibre frame with integrated footplate, not adjustable
Lightest configuration

Aluminium footplate adjustable distance +/- 1,5cm (rake and depth adjustable)
Minimum footplate distance 35cm.

Internal 2/3 Internal 2/3 External External

11531

Seat

Seat cloth with pocket (under seat)

Seat with tension straps 08883

Carbon rigid seat 08336

Pocket (under seat) [25x11x4,5] 08281

Date	Order	User	Address
------------	-------------	------------	---------------

Since that the paint is sensitive to the surface material and texture, the colour selected for the wheelchair frame can also differ considerably from what is displayed on a RAL colour chart or also compared to what is displayed on a monitor.

CARBON

☆ Polished transparent painting



Opaque transparent painting 08925

ESSENCE

Polished transparent painting

- ANTHRACITE Essence 10351
- BLUE Essence 08928
- GREEN Essence 11163
- LIME Essence 08926
- ORANGE Essence 10349
- RED Essence 08927
- SAND Essence 11165
- VIOLET Essence 11167
- WHITE Essence 10350



Opaque transparent painting

- ANTHRACITE Opaque Essence 08929
- BLUE Opaque Essence 10354
- GREEN Opaque Essence 11162
- LIME Opaque Essence 10352
- ORANGE Opaque Essence 10355
- RED Opaque Essence 10353
- SAND Opaque Essence 11164
- VIOLET Opaque Essence 11166
- WHITE Opaque Essence 10356

my ESSENCE colour RAL _____

Glossy

Note


Opaque

11186

RACE

Polished transparent painting

- ANTHRACITE Race 11168
- BLUE Race 11170
- GREEN Race 11172
- LIME Race 11174
- ORANGE Race 11176
- RED Race 11178
- SAND Race 11180
- VIOLET Race 11182
- WHITE Race 11184



Opaque transparent painting

- ANTHRACITE Opaque Race 11169
- BLUE Opaque Race 11171
- GREEN Opaque Race 11173
- LIME Opaque Race 11175
- ORANGE Opaque Race 11177
- RED Opaque Race 11179
- SAND Opaque Race 11181
- VIOLET Opaque Race 11183
- WHITE Opaque Race 11185

my RACE colour RAL _____

Glossy

Note

Opaque

11187

FLASH

Polished transparent painting

- BLUE Flash 11190
- WHITE Flash 11192
- RED Flash 11188



Opaque transparent painting

- BLUE Opaque Flash 11191
- WHITE Opaque Flash 11193
- RED Opaque Flash 11189

Colour set: includes rear wheel hub and rim and front forks

Only standard Progeo 22"/24" wheels have coloured hubs and rims

- ☆ Black 22" 24" 25" 26"
- Bright silver 22" 24" 00833
- Bright lime 22" 24" 00833
- Bright blue 22" 24" 00833
- Bright red 22" 24" 00833
- Bright fuchsia 22" 24" 00833
- POLAR white 22" 24" 00833
- Tekno anthracite 22" 24" 00833
- Matt Midnight blue 22" 24" 00833
- Matt grey 22" 24" 00833
- Matt red 22" 24" 00833

Date	Order	User	Address
------	-------	------	---------

Backrest adjustment and fixing system

Backrest with double locking (upright and folded) with rake adjustable from -4° to +16°
 Backrest with upright locking system ONLY (no locking when folded) with rake adjustable from -4° to +16°
 Fixed back(non-folding back) with rake adjustable from -4° to +16°

Integrated backrest (Banded, not folding back)
 Exclude installation of the titanium backrest
 Exclude installation of the Tubular armrests

10841

Backrest

Adjustable velcro straps and padded transpiring upholstery
 Carbon fibre backrest
 Titanium backrest
 Not available with: Integrated backrest (Banded, not folding back)

AIR Integrated posture backrest (NOT REMOVABLE)
 Carbon shell - Lateral retaining 7,5cm
 Depth adjustment ±1cm. - Angle adjustment ±10°
 not available for seat width 48

H 28	H 34	H 40			
Backrest Height (TS) min 34 (.....)	Backrest Height (TS) min 38 (.....)	Backrest Height (TS) min 44 (.....)			
Lateral retaining wing A=high - R=regular					
A	R	A	R	A	R
 <input type="checkbox"/>	 <input type="checkbox"/>	 <input type="checkbox"/>	 <input type="checkbox"/>	 <input type="checkbox"/>	 <input type="checkbox"/>

Installation on:

Aluminium backrest tubes
 WITHOUT backrest rigidizer
 (Carbon tubes with integrated backrest)

Carbon fibre backrest
 Titanium backrest
 Not available with: Integrated backrest (Banded, not folding back)

Handle tube

Tubes with short handle
 SPORT tubes Without push handles *Lightest configuration*
 Folding handles **Minimum backrest height 30,5cm**

13598

Casters

3" Sport *Lightest configuration*
 4" Soft
 3" Active Soft (wide) (Aluminium alloy rim)
 4" Active Sport (narrow) (Aluminium alloy rim)
 4" Active Soft (wide) (Aluminium alloy rim)
 5" Active Soft (wide) (Aluminium alloy rim)
 5" Pneumatic

Rear wheels - See chart N°3

24" ULTRA-LIGHT PROGEO KEY SPORT *Lightest configuration*
 24" Ultra-light "Spinergy LX"
 24" Ultra-light "Spinergy LXL"
 Black hub and white spokes
 Hub and spokes black

 24" Ultra-light "Spinergy Flex rim" Integrated aluminium/rubber handrim
 25" Ultra-light "Spinergy LX"
 25" Ultra-light "Spinergy LXL"
 Black hub and white spokes

 26" Ultra-light "Spinergy LX"

04353

Date	Order	User	Address
------------	-------------	------------	---------------





Rear wheel tyre

<input checked="" type="checkbox"/> High pressure tyre	(24"-25"-26")	<i>Lightest configuration</i>	
<input type="checkbox"/> High pressure profile tyre	(24")		
<input type="checkbox"/> Marathon Plus	(24"-25")	with anti-puncture protection	01669
<input type="checkbox"/> Anti-puncture - Colour Black	(24")		11083

Not available with Rear wheels : 24" ULTRA-LIGHT PROGEO KEY SPORT, 24" Ultra-light "Spinergy LXL"

Handrim	Wheel distance <input checked="" type="checkbox"/> 3 cm	<input type="checkbox"/> 4 cm	
<input checked="" type="checkbox"/> Aluminium	(24"-25"-26")	<i>Lightest configuration</i>	
<input type="checkbox"/> Aluminium black SOFT-TOUCH	(24"-25")	(24" handrim, on 25" wheel is installed with spacers)	09170
<input type="checkbox"/> Chromed Steel	(24"-25")	(24" handrim, on 25" wheel is installed with spacers)	01684
<input type="checkbox"/> Titanium	(24"-25")	(24" handrim, on 25" wheel is installed with spacers)	13591
<input type="checkbox"/> Ultra Grepp	(24"-25")	(24" handrim, on 25" wheel is installed with spacers)	00017
<input type="checkbox"/> TOP FRICTION	(24"-25")	(24" handrim, on 25" wheel is installed with spacers)	11023
<i>Oval countour with a rubber insert</i>			
<input type="checkbox"/> NOVA H	(24"-25")	(24" handrim, on 25" wheel is installed with spacers)	11025
<i>Ergonomic black profile</i>			
<input type="checkbox"/> NOVA D	(24"-25")	(24" handrim, on 25" wheel is installed with spacers)	11026
<i>Ergonomic profile with rubber coating (ideal for quadriplegics)</i>			
<input type="checkbox"/> Silicon cover for standard aluminium handrim	Available for measures (22" - 24" - 26")		04050


Wheel locks

<input checked="" type="checkbox"/> Sport brake	
<input type="checkbox"/> Bent lever push to lock	
<input type="checkbox"/> Straight lever push to lock	
<input type="checkbox"/> Straight lever pull to lock	
<input type="checkbox"/> Brake with extension lever push to lock	
<input type="checkbox"/> Brake with extension lever pull to lock	

Mudguard

<input checked="" type="checkbox"/> Carbon fibre mudguard				
<input type="checkbox"/> Carbon fibre Straight sideguard	<input checked="" type="checkbox"/> Aligned wheel	<input type="checkbox"/> Under wheel cm	<input type="checkbox"/> Above wheel cm	
<input type="checkbox"/> Mudguard enlargement				
<input checked="" type="checkbox"/> + 0 cm				
<input type="checkbox"/> + 1 cm	<input type="checkbox"/> + 2 cm			12648
<input type="checkbox"/> Removable carbon fibre mudguard				04109
<input type="checkbox"/> Removable Carbon fibre straight sideguard	<input checked="" type="checkbox"/> Aligned wheel	<input type="checkbox"/> Under wheel cm	<input type="checkbox"/> Above wheel cm	04109


Armrests

<input type="checkbox"/> Tubular armrests	(Swing away, removable and height adjustable armrest)		00694
Not available with Integrated backrest (Banded, not folding back)			

Accessories

<input type="checkbox"/> Pad for front frame protectors	07058
<input type="checkbox"/> Backrest-seat connection cloth	10241
<input type="checkbox"/> Removable storage bag (with quick coupling)	09811

Optional 1

<input type="checkbox"/> Transit wheels			03290
<input type="checkbox"/> Anti-tipper with rapid hookup	(inside rotation to reduce the encumbrance)		
	<input type="checkbox"/> Right		06821
	<input type="checkbox"/> Left		06822

Optional 2

<input type="checkbox"/> Safety pelvic belt		03972
<input type="checkbox"/> Harness		04103
<input type="checkbox"/> Lumbar support	(to insert in the backrest upholstery)	00013
<input type="checkbox"/> Tetraclip	(Quick release axle for quadriplegic)	03947

Additional Kit


<input type="checkbox"/> 24" Off-road rear wheels	Off-Road tyre - aluminium handrim (black colour)	03378
<input type="checkbox"/> 24" FAT rear wheels	FAT tyre 3" - aluminium handrim (black colour)	09357

Date Order User Address


PHYSIO - Posture backrest
(Std. Backrest upholstery not provided)

Removable with quick release
Suitable for tubes with diameter 18÷26mm
Depth adjustment (4cm)
Angle adjustment (±18°)

- AIR** Carbon shell
not available for seat width 48

BACKREST HEIGHT	28	34	40			
Shell's shape 	Lateral retaining wing A=high - R=regular					
	A	R	A	R	A	R
	<input type="checkbox"/>	<input type="checkbox"/>	<input type="checkbox"/>	<input type="checkbox"/>	<input type="checkbox"/>	<input type="checkbox"/>





- POSTURE** Aluminum shell

BACKREST HEIGHT	34	40	52
Shell's shape 	Lateral retaining wing R=regular		
	R	R	R
	<input type="checkbox"/>	<input type="checkbox"/>	<input type="checkbox"/>

Configuration DEEP with side support PAD (height adjustable)

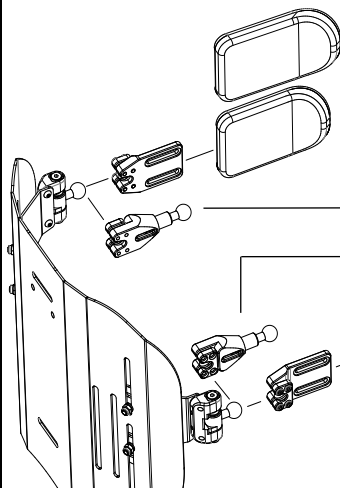
Alluminum lateral with padded, breathable upholstery.



Small (h 13cm)		<input type="checkbox"/> Right 10272	Large (h 20cm)		<input type="checkbox"/> Right 10273
		<input type="checkbox"/> Left 10272			<input type="checkbox"/> Left 10273

SWING AWAY - Lateral support

Fixing and adjustment hardware complete with protection sleeve
Alluminum lateral with padded, breathable upholstery.



- Large (18x12) 05647
- Small (14x9) 05643
- Lateral support extension Quantity (number pcs).....
10271
- Lateral support extension Quantity (number pcs).....
- Small (14x9) 05642
- Large (18x12) 05646

- Headrest adjustable - Double ball mounting system
Available only with backrest Physio Posture



- Large (35x12,5) 05648
- Small (25x12,5)

Date	Order	User	Address
------------	-------------	------------	---------------

REFERENCE TABLES

Progeo (Español) NOIR is a wheelchair without possibilities of adjustments after its manufacturing.

(1) The real seat depth, from the front part of the seat cloth to the backrest tube will be 1,5 cm more than the declared one.

1	A Footplate width		
DP	35+39	40+45	46+50
LS			
33	21,5	21	20,5
36	24,5	24	23,5
39	27,5	27	26,5
42	30,5	30	29,5
45	33,5	33	32,5
48	36,5	36	35,5

2	Setting	C :
	Extremely prudential	7,5
	Prudential	9
	Standard	10,5
	Active	12
	Extreme	13,5

3	Maximum width
Camber	
0°	LS + 18
2°	LS + 21
4°	LS + 24

Maximum width calculated including 3 cm. distance between tyre and handrim

Wheelchair : Progeo noir 2.0 - Rev. 2026.0	Prices - VAT excluded to be added to the price list	<div style="border: 1px solid black; padding: 2px;"> <p style="text-align: center; margin: 0;">Send this page only if any optional have been chosen</p> <p> <input checked="" type="checkbox"/> standard (supplied if no requests are indicated) <input type="checkbox"/> on request (without extra charge) <input type="checkbox"/> optional (cost to be added at the basic price) </p> </div>
--	--	---

Date	Order	User	Address
------------	-------------	------------	---------------

12" wheel - Motor 250W (750W maximum power)
 14" wheel - Motor 1000W (1500W maximum power)

- Color display with switcher
- Maximum speed limit settable from display
- 5 speed levels selectable
- 10 display-selectable acceleration levels
- Adaptive Cruise Control
- Disc and electronic brake control lever
- Motor brake (adjustable in 10 levels from the display)
- Electronic brake with control bottom (adjustable in 10 levels from the display)
- Power regain when braking
- Error messages management from display (with error history)
- Rear gear beeper
- 48V - 5.8 Ah battery Autonomy up to 25km
- 48V - 11.6 Ah Power plus battery Autonomy up to 50km
- Battery charger 48V
- Rear gear
- USB port
- Easle
- Mudguard
- Front spoiler with predisposition for FULL LED light

(Certified software)

Mototronik

10979



Handlebar

☆ **STANDARD controls**

☆ Thumb accelerator

☆ Right
12592

Left
12593

Grip throttle

Right
10913

Left
10914

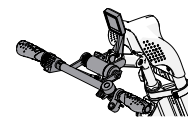
Disc and electronic brake control lever

☆ Right
12594

Left
12595




QUADRIPLEGIC controls
 Handlebar PUSH&PULL



10905

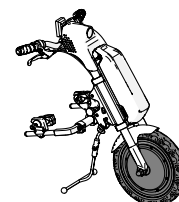
☆ **MOTOTRONIK 12" wheel**

Motor 250W (750W maximum power)
 Maximum speed according to law



MOTOTRONIK 14" wheel

Motor 1000W (1500W maximum power)
 Maximum speed according to law



10903

Battery

☆ 48V - 5.8 Ah battery

Autonomy up to 25 km

48V - 11.6 Ah Power plus battery

Autonomy up to 50 km

10904

Date Order User Address

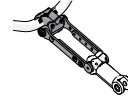
Accessories

FULL LED light (high intensity)
Integrated in the spoiler



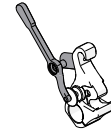
10908

Handlebar extension
Adjustable from 15cm up to 23cm



10907

Motor unit facilitated unlock lever
Recommended with handlebar for quadriplegic



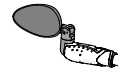
10915

Additional FLY 48V - 2.9 Ah battery
Autonomy up to 15km
Approved for air transport

10906

Rearview mirror

Right
 Left



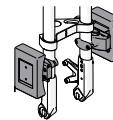
10909
10909

Basket (removable) - (with KLICKfix® attachment system)



10912

Removable front weight - (with KLICKfix® attachment system)
(it increases the weight over the power wheel to improve traction)



10910

Travel bag

10916


Note


Send this page only if any optional have been chosen


standard (supplied if no requests are indicated)
 on request (without extra charge)
 optional (cost to be added at the basic price)

Date	Order	User	Address
------------	-------------	------------	---------------


SMARTDRIVE - including battery charger



	<p>SWITCH CONTROL (DX+SX) - EU Funzionamento a due pulsanti</p>	<input type="radio"/> 6 KM/H	MX2-S002
		<input type="radio"/> 9 KM/H	MX2-S005

	<p>SWITCH CONTROL + JACK 3.5 - EU "Mono" female input, allows SmartDrive to be connected to any other control/driving device.</p>	<input type="radio"/> 6 KM/H	MX2-S003
		<input type="radio"/> 9 KM/H	MX2-S006

Pulsante di comando esterno BUDDY BUTTON
completo di adattatore, set di montaggio e braccio di estensione
Disponibile solo con SWITCH CONTROL + JACK 3.5


MX2-BBB

ATTACHMENT HARDWARE FIX FRAME KIT
Choose attachment hardware kit according to the size of the wheelchair's rear wheels

<input type="checkbox"/> Attachment hardware fix frame kit - rear wheels 22" - 24"	MX2-44S-C
<input type="checkbox"/> Attachment hardware fix frame kit - rear wheels 25"	MX2-45S-C
<input type="checkbox"/> Attachment hardware fix frame kit - rear wheels 26"	MX2-46S-C

SMART WATCH

Lo SmartDrive può essere comandato e gestito con uno Smart Watch APPLE o GALAXY
 Fast and simple setup
 Increased screen visibility
 Improved battery performance
 Free App from Apple Store and Play Store

Lista compatibilita'



Smart Watch compatibili

APPLE WATCH
serie 5 o successivi con iOS 8 o successivi
Apple iPhone

GALAXY WATCH
serie 4 o successivi
Smartphone Samsung
Smartphone Android 6.0 e RAM almeno 1.5 GB

Applicazioni gratuite

SmartDrive MX2+



Pushtracker



Accessories

<input type="radio"/> Carrying bag	 MX2SD-BAG
<input type="radio"/> Universal padded handle <i>Universal padded handle</i>	 MX2-986

Wheelchair : Progeo NOIR - Rev. 2026.0	Prices - VAT excluded to be added to the price list	<p style="text-align: center; font-size: small;">Send this page only if any optional have been chosen</p> <table style="width: 100%; border-collapse: collapse;"> <tr> <td style="width: 10%; text-align: center;">★</td> <td style="width: 60%;">standard</td> <td style="width: 30%; text-align: right; font-size: x-small;">(supplied if no requests are indicated)</td> </tr> <tr> <td style="text-align: center;">□</td> <td>on request</td> <td style="text-align: right; font-size: x-small;">(without extra charge)</td> </tr> <tr> <td style="text-align: center;">○</td> <td>optional</td> <td style="text-align: right; font-size: x-small;">(cost to be added at the basic price)</td> </tr> </table>	★	standard	(supplied if no requests are indicated)	□	on request	(without extra charge)	○	optional	(cost to be added at the basic price)
★	standard	(supplied if no requests are indicated)									
□	on request	(without extra charge)									
○	optional	(cost to be added at the basic price)									