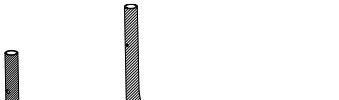


Progeo (English) Date User End user wheight (kg) Language user manual		Company stamp Folding frame wheelchair
Responsible		


Wheelchair measures - The tolerance on all the dimensions indicated and/or required is ± 10 mm					
Seat width (LS)	<input type="checkbox"/> 33	<input type="checkbox"/> 36	<input type="checkbox"/> 39	<input type="checkbox"/> 42	<input type="checkbox"/> 45 <input type="checkbox"/> 48
Seat depth (PS)	<input type="checkbox"/> 35	<input type="checkbox"/> 37,5	<input type="checkbox"/> 40	<input type="checkbox"/> 42,5	<input type="checkbox"/> 45 <input type="checkbox"/> 47,5
The real seat depth, from the front part of the seat cloth to the backrest tube will be 1 cm more than the declared one.					
Footplate distance (DP) (cm) ± 0.5 cm - adjustment steps 1.5cm				
<u>(Real distance between seat and footplate) - IMPORTANT NOTICE! From the footplate to the floor minimum 4cm !! (Minimum Front height = DP + 4cm)</u>					
Setting	<input checked="" type="checkbox"/> Standard	<input type="checkbox"/> Prudential	<input type="checkbox"/> Active	<input type="checkbox"/> Extreme	
Backrest Height (TS)	Std.Value 36(min 30-max 54) adjustment steps 1.5cm				
Crossbrace (black)	<input checked="" type="checkbox"/> Single	<input type="checkbox"/> Double (Not seat width 33-36)			
Rear wheel camber	<input checked="" type="checkbox"/> 0°	<input type="checkbox"/> 2°	<input type="checkbox"/> 4°		
Front height (STD 49) - Rear height (STD 44)					

Carbon fibre frame - Opaque transparent painting




- ☐ Short frame - Ideal with Seat depth (PS) 35 - 37,5
- ☐ Medium frame - Ideal with Seat depth (PS) 40 - 42,5
- ☐ Long frame - Ideal with Seat depth (PS) 45 - 47,5

Front frame angle



☆ 95°



□ 110°

Colour set: Includes rear wheel hub and rim, rear wheel plates and front forks			
Only standard Progeo 22"/24" wheels have coloured hubs and rims			
☆ Black	22" 24" 25" 26"		
○ Bright silver	22" 24"		00833
○ Bright lime	22" 24"		00833
○ Bright blue	22" 24"		00833
○ Bright red	22" 24"		00833
○ Bright fuchsia	22" 24"		00833
○ Pearl white	22" 24"		00833
○ Tekno anthracite	22" 24"		00833
○ Matt Midnight blue	22" 24"		00833
○ Matt grey	22" 24"		00833
○ Matt red	22" 24"		00833

<p>Adjustable velcro straps and padded transpiring upholstery</p> <p>☆ Adjustable velcro straps and padded transpiring upholstery</p>
--

<p>Handle tube</p> <p>☆ Tubes with standard handle</p> <p><input type="checkbox"/> Tubes with short handle</p> <p><input type="radio"/> Folding handles</p> <p>Not available with: Push handles for companion, Brake handles for companion (Drum Brake)</p>	 <p>02958</p>
--	---

Casters		
☆ 5" Soft		
<input type="checkbox"/> 4" Soft		
<input type="checkbox"/> 3" Sport	<i>Lightest configuration</i>	
<input type="checkbox"/> 6" Soft	Not available with frame angle 95°	
<input type="checkbox"/> 6" Pneumatic	Not available with frame angle 95°	
<input type="radio"/> 3" Active Soft (wide)	(Aluminium alloy rim)	06824
<input type="radio"/> 4" Active Sport (narrow)	(Aluminium alloy rim)	01398
<input type="radio"/> 4" Active Soft (wide)	(Aluminium alloy rim)	03943
<input type="radio"/> 5" Active Soft (wide)	(Aluminium alloy rim)	07518
<input type="radio"/> 5" Pneumatic		10844

Date Order User Address

Rear wheels

- ☆ 24" Ultra-light Progeo - Standard!
- ☐ 22" Ultra-light Progeo - Standard!
- ☐ 25" Ultra-light Progeo - Standard! (colour: black)
- ☐ 26" Progeo - Standard! (colour: black)
- ☐ 24" ULTRA-LIGHT PROGEO KEY SPORT *Lightest configuration* **04383**
- ☐ 24" Ultra-light "Spinergy LX" **01685**
- ☐ 24" Ultra-light "Spinergy LXL" ☐ Black hub and white spokes ☐ Hub and spokes black **07846**
- ☐ 24" Ultra-light "Spinergy Flex rim" Integrated aluminium/rubber handrim **02270**
- ☐ 25" Ultra-light "Spinergy LX" **02101**
- ☐ 25" Ultra-light "Spinergy LXL" ☐ Black hub and white spokes **07847**
- ☐ 26" Ultra-light "Spinergy LX" **02102**
- ☐ 24" Off-road (aluminium handrim black) **01392**
- ☐ 22" with brake handles for companion (drum brake) (aluminium handrim) **03385**
Available only with camber 0°
- ☐ 24" with brake handles for companion (drum brake) (aluminium handrim) **03384**
Available only with camber 0°
- ☐ One arm drive - (24" rear wheels Aluminium handrim High pressure Tyre) - camber 0°
- ☐ Right ☐ Left **02103**

Rear wheel tyre

- ☆ High pressure tyre (22"-24"-25"-26") *Lightest configuration*
- ☐ High pressure profile tyre (24")
- ☐ Marathon Plus (24"-25") with anti-puncture protection **01669**
- ☐ Anti-puncture - Colour Black (24") **11083**
- Not available with Rear wheels : 24" ULTRA-LIGHT PROGEO KEY SPORT, 24" Ultra-light "Spinergy LXL"**
- ☐ Anti-puncture - Colour Grey (22") **04181**

Handrim

Wheel distance ☆ 3 cm ☐ 4 cm

- ☆ Aluminium (22"-24"-25"-26") *Lightest configuration*
- ☐ Aluminium black SOFT-TOUCH (24"-25") (24" handrim, on 25" wheel is installed with spacers) **09170**
- ☐ Chromed Steel (24"-25") (24" handrim, on 25" wheel is installed with spacers) **01684**
- ☐ Titanium (24"-25") (24" handrim, on 25" wheel is installed with spacers) **00016**
- ☐ Ultra Grepp (24"-25") (24" handrim, on 25" wheel is installed with spacers) **00017**
- ☐ Max Grepp (24"-25") (24" handrim, on 25" wheel is installed with spacers) **00834**
- ☐ TOP FRICTION (24"-25") (24" handrim, on 25" wheel is installed with spacers) **11023**
Oval countour with a rubber insert
- ☐ NOVA H (24"-25") (24" handrim, on 25" wheel is installed with spacers) **11025**
Ergonomic black profile
- ☐ NOVA D (24"-25") (24" handrim, on 25" wheel is installed with spacers) **11026**
Ergonomic profile with rubber coating (ideal for quadriplegics)
- ☐ SURGE LT (25") Oval countour with a rubber insert **06427**
- ☐ Quad (24") **00693**
- ☐ Silicon cover for standard aluminium handrim Available for measures (22"- 24" - 26") **04050**

Wheel locks

- ☆ Bent lever push to lock
- ☐ Straight lever push to lock
- ☐ Straight lever pull to lock
- ☐ Sport brake **06428**
- ☐ Brake with extension lever push to lock **01949**
- ☐ Brake with extension lever pull to lock **03372**



Date Order User Address

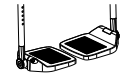
Footplate - See reference tables N°3

☆ Plastic footrest, rake adjustable

Not available with Elevating front frame, swing away and removable

Minimum footplate distance 31cm

☆ 2/3 Internal ☐ 2/3 External



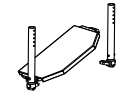
11525

☐ One piece footplate - Flip-up! rake and depth adjustable

Not available with Elevating front frame, swing away and removable

Minimum footplate distance 29cm

☐ Internal ☆ 2/3 Internal ☐ External



11527

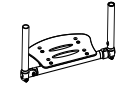
☐ Minimum footplate distance 24cm. Available only with Multi-function and rotative system - 03945 ,00

☐ One piece aluminium footplate - Flip-up! rake and depth adjustable

Not available with Elevating front frame, swing away and removable

Minimum footplate distance 29cm.

☐ Internal ☆ 2/3 Internal ☐ 2/3 External ☐ External



11528

☐ One piece Carbon fibre footplate rake adjustable, swing away, flip-up.

Not available with Elevating front frame, swing away and removable

Minimum footplate distance 29cm.

☆ Internal ☐ External



03291

Mudguard

Mudguard - FIXED

☆ ABS mudguard

☐ ABS Straight sideguard

☐ Carbon fibre mudguard

☐ Carbon fibre Straight sideguard



03946

08918

Mudguard - REMOVABLE

☐ Removable ABS mudguard

08921

☐ Removable ABS fibre straight sideguard

☐ Removable carbon fibre mudguard

☐ Removable Carbon fibre straight sideguard



08921

08919

08920

Armrests

Tubular armrests - Steel support with safety locking system

(Swing away, removable and height adjustable armrest)



00694

Removable armrest with ABS mudguard

☐ Desk armrests PROGEO

(Removable and height adjustable)



09956

☐ Removable armrest with ABS straight sideguard

☐ Removable armrest with carbon-fiber straight sideguard



08881

08882

Optional 1

Only two optional devices for side can be chosen

☐ Transit wheels

☐ Anti-tipper with rapid hookup

(inside rotation to reduce the encumbrance)

☐ Right

☐ Left



00836



00023

00024

☐ Tipping aid

☐ Right

☐ Left



00025

01046

☐ Crutches support

☐ Right

☐ Left



00838


00837

Date Order User Address

Accessories

- | | |
|---|-------|
| <input type="radio"/> Pad for front frame protectors | 07058 |
| <input type="radio"/> Backrest-seat connection cloth | 10241 |
| <input type="radio"/> Removable storage bag (with quick coupling) | 09811 |

Optional 2

- | | | |
|--|---|---|
| <input type="radio"/> Tetraclip | (Quick release axle for quadriplegic) | 03947 |
| <input type="radio"/> Push handles for companion | (Removable and height adjustable) | 01048 |
| <input type="radio"/> Harness | | 04103 |
| <input type="radio"/> Safety pelvic belt | | 03972 |
| <input type="radio"/> Tray table (removable) | | 00508 |
| <input type="radio"/> Lumbar support | (to insert in the backrest upholstery) | 00013 |
| <input type="radio"/> Super Head rest | (Folding with the wheelchair) | 04049 |
| <input type="radio"/> Swing away lateral support | <input type="radio"/> Right
<input type="radio"/> Left | 
02097
02098 |
| Not available with Posture backrest PHYSIO | | |
| <input type="radio"/> Spoke guards Black | (22"-24") | 01043 |
| <input type="radio"/> Spoke guards Transparent | (22"-24") | 00835 |
| <input type="radio"/> Spoke guards Progeo design | (22"-24") | 00019 |
| <input type="radio"/> Spoke guards Dragon | (22"-24") | 02106 |

Additional Kit

- | | | |
|--|--|-------|
| <input type="radio"/> 24" Off-road rear wheels | Off-Road tyre - aluminium handrim (black colour) | 03378 |
| <input type="radio"/> 24" FAT rear wheels | FAT tyre 3" - aluminium handrim (black colour) | 09357 |








Date Order User Address

PHYSIO - Posture backrest



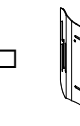

(Std. Backrest upholstery not provided)

Removable with quick release
Suitable for tubes with diameter 18÷26mm
Depth adjustment (4cm)
Angle adjustment (±18°)

- ☐ **AIR** Carbon shell
not available for seat width 48

BACKREST HEIGHT	28	34	40			
Shell's shape	Lateral retaining wing A=high - R=regular					
<div>7.5 cm</div> 	A	R	A	R	A	R
						
	<input type="checkbox"/>	<input type="checkbox"/>	<input type="checkbox"/>	<input type="checkbox"/>	<input type="checkbox"/>	<input type="checkbox"/>

- ☐ **POSTURE** Aluminum shell

BACKREST HEIGHT	34	40	52
Shell's shape	Lateral retaining wing R=regular		
	R	R	R
			
	<input type="checkbox"/>	<input type="checkbox"/>	<input type="checkbox"/>

Configuration DEEP with side support PAD (height adjustable)

- ☐ Aluminum lateral with padded, breathable upholstery.



Small (h 13cm)



☐ Right
10272



☐ Left
10272

Large (h 20cm)



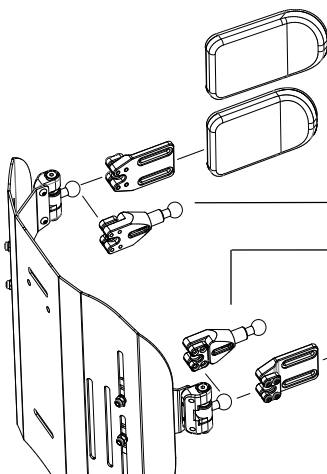
☐ Right
10273



☐ Left
10273

SWING AWAY - Lateral support

Fixing and adjustment hardware complete with protection sleeve
Aluminum lateral with padded, breathable upholstery.



☐ Large (18x12)

05647

☐ Small (14x9)

05643

☐ Lateral support extension

Quantity (number pcs).....
10271

☐ Lateral support extension

Quantity (number pcs).....

☐ Small (14x9)

05642

☐ Large (18x12)

05646

- ☐ Headrest adjustable - Double ball mounting system
Available only with backrest Physio Posture

☐ Large (34x14)
☐ Small (28x14)



05648

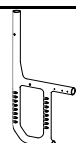
Date	Order	User	Address
------------	-------------	------------	---------------

Note

Wheelchair : Progeo VARIO CARBON - Rev. 2024.1	Prices - VAT excluded to be added to the price list	Send this page only if any optional have been chosen	
		☆	standard (supplied if no requests are indicated)
		□	on request (without extra charge)
		○	optional (cost to be added at the basic price)

REFERENCE TABLES

1	Front height	
With closed frame (95°) max 5" caster		
Casters	Front height	
	min.	max
3"	41	49
4"	42	50
5"	44	51
6"	48	52
The size of the fork will be defined only by Progeo in accordance with wheelchair final configuration.		

2	Rear height				
Rear frame		Rear wheels			
		22"	24"	25"	26"
CARBON		min. 37	min. 39	min. 40	min 41
		max 46	max 48	max 49	max 50

3	Footplate option	Footplate distance	
		Frame Angle 110°	Frame Angle 95°
	Plastic footrest	min. 30	min. 31
	One piece footplate - Flip-up!	min. 28	min. 29
	One piece footplate - Flip-up! , with multifunction rotative system	min. 23	min. 24
	One piece aluminium footplate - Flip-up!	min. 28	min. 29
	One piece Carbon fibre footplate	min. 28	min. 29
Calculated with the best configuration and with the footplates positioned on inside.			
IMPORTANT NOTICE! From the footplate to the floor minimum 4cm !! (Minimum Front height = DP + 4cm)			

4	Rear wheels	
	Model	Features
	22" Ultra-light Progeo - Standard!	(not available in anthracite color)
	24" Ultra-light Progeo - Standard!	(available for all coulors)
	24" ULTRA-LIGHT PROGEO KEY SPORT	(silver hub, black rim and 16 spokes)
	24" Ultra-light "Spinergy LX"	(silver hub, black rim and spokes)
	24" Ultra-light "Spinergy LXL"	(black hub and rim, 18 white spokes) - (black hub, rim and 18 spokes)
	24" Ultra-light "Octopus Fibre Wheel"	(silver hub, black rim and spokes) - (integrated aluminium/rubber handrim - encumbrance reduction up to 3cm. - all tyre)
	24" Off-road	(colour: black) - (aluminium handrim - tyre Off-road)
	25" Ultra-light "Spinergy LX"	(silver hub, black rim and spokes)
	25" Ultra-light "Spinergy LXL"	(black hub and rim, 18 white spokes)
	26" Progeo - Standard!	(colour: black)
	26" Ultra-light "Spinergy LX"	(silver hub, black rim and 18 spokes)

Date Order User Address

12" wheel - Motor 250W (750W maximum power)
14" wheel - Motor 1000W (1500W maximum power)

Color display with switcher
Maximum speed limit settable from display
5 speed levels selectable
10 display-selectable acceleration levels
Adaptive Cruise Control

Disc and electronic brake control lever
Motor brake (adjustable in 10 levels from the display)
Electronic brake with control bottom (adjustable in 10 levels from the display)
Power regain when braking

Error messages management from display (with error history)
Rear gear beeper
48V - 5.8 Ah battery Autonomy up to 25km
48V - 11.6 Ah Power plus battery Autonomy up to 50km
Battery charger 48V

Rear gear
USB port
Easle
Mudguard
Front spoiler with predisposition for FULL LED light

(Certified software)

☐ Mototronik

10979



Handlebar

☆ STANDARD controls

☆ Thumb accelerator

☐ Grip throttle

☐ Disc and electronic brake control lever

☆ Right
12592

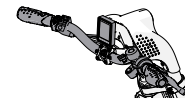
☐ Right
10913

☆ Right
12594

☐ Left
12593

☐ Left
10914

☐ Left
12595




☐ QUADRIPLÉGIC controls
Handlebar PUSH&PULL



10905


☆ MOTOTRONIK 12" wheel

Motor 250W (750W maximum power)
Maximum speed according to law



☐ MOTOTRONIK 14" wheel

Motor 1000W (1500W maximum power)
Maximum speed according to law



10903

Battery

☆ 48V - 5.8 Ah battery

Autonomy up to 25 km

☐ 48V - 11.6 Ah Power plus battery

Autonomy up to 50 km

10904

Date Order User Address

Accessories

- ☐ FULL LED light (high intensity)
Integrated in the spoiler



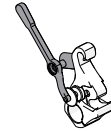
10908

- ☐ Handlebar extension
Adjustable from 15cm up to 23cm



10907

- ☐ Motor unit facilitated unlock lever
Recommended with handlebar for quadriplegic



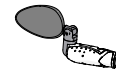
10915

- ☐ Additional FLY 48V - 2.9 Ah battery
Autonomy up to 15km
Approved for air transport

10906

- ☐ Rearview mirror

- ☐ Right
☐ Left



10909

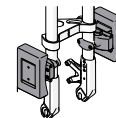
10909

- ☐ Basket (removable) - (with KLICKfix® attachment system)



10912

- ☐ Removable front weight - (with KLICKfix® attachment system)
(it increases the weight over the power wheel to improve traction)



10910

- ☐ Travel bag

10916

Note