

Date User End user wheight (kg) Language user manual	Progeo (English) Company stamp Responsible	Rigid tilting frame wheelchair
---	---	---------------------------------------

Information on end user	
End user pathology : Presence of dystonia or important spasms : <input type="checkbox"/> YES <input type="checkbox"/> NO End user wheight (kg):.....Kg	

Wheelchair measures - The tolerance on all the dimensions indicated and/or required is ± 10 mm	
MODEL ADULT	MODEL JUNIOR
<p style="text-align: center;">Seat width (LS)</p> <p> <input type="checkbox"/> 33 <input type="checkbox"/> 36 <input type="checkbox"/> 39 <input type="checkbox"/> 42 <input type="checkbox"/> 45 <input type="checkbox"/> 48 </p> <p> kit to increase seat width (LS + 3cm) - included on the basic price <input type="checkbox"/> Not mounted (LS) <input type="checkbox"/> Mounted (LS + 3cm) </p>	<p style="text-align: center;">Seat width (LS)</p> <p> <input type="checkbox"/> 30 <input type="checkbox"/> 33 <input type="checkbox"/> 36 <input type="checkbox"/> 39 </p> <p> kit to increase seat width (LS + 3cm) - included on the basic price <input type="checkbox"/> Not mounted (LS) <input type="checkbox"/> Mounted (LS + 3cm) </p>

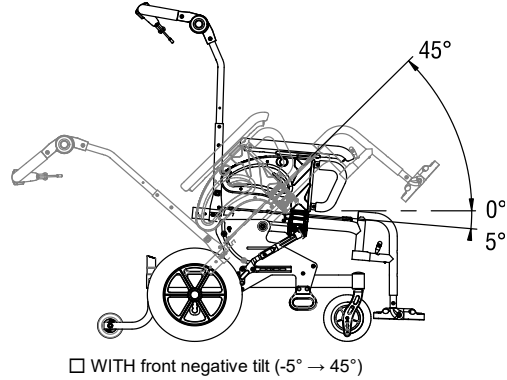
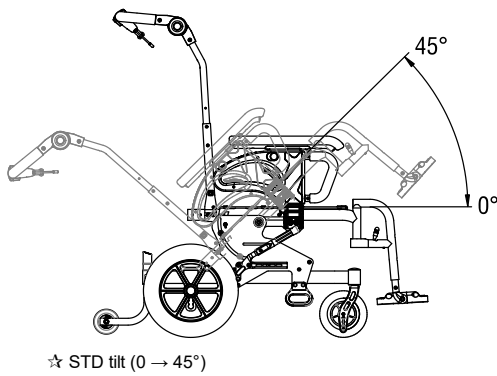
Seat depth (PS) - adjustable!			Backrest tube position
Short frame	Medium frame	Long frame	
<p> <input type="checkbox"/> 35 <input type="checkbox"/> 37,5 <input type="checkbox"/> 40 </p> <p>(PS 40)</p>	<p> <input type="checkbox"/> 40 <input type="checkbox"/> 42,5 <input type="checkbox"/> 45 </p> <p>(PS 45)</p>	<p> <input type="checkbox"/> 45 <input type="checkbox"/> 47,5 <input type="checkbox"/> 50 </p> <p>(PS 50)</p>	
 1	 2	 3	

Footplate distance (DP) - (Real distance between seat and footplate)	
<i>IMPORTANT NOTICE! From the footplate to the floor minimum 4cm !! (Minimum Front height = DP + 4cm)</i> <i>Minimum footplate distance ~22cm</i>	
.....(cm)	± 0.5cm - adjustment steps 1.5cm

Seat height (parallel to the ground)																									
CASTERS 6"	CASTERS 7"																								
<table border="1" style="width: 100%; border-collapse: collapse;"> <tr> <th colspan="4" style="text-align: center; padding: 5px;">Rear wheels</th> </tr> <tr> <th style="width: 25%; text-align: center; padding: 5px;">12"</th> <th style="width: 25%; text-align: center; padding: 5px;">16"</th> <th style="width: 25%; text-align: center; padding: 5px;">22"</th> <th style="width: 25%; text-align: center; padding: 5px;">24"</th> </tr> <tr> <td style="padding: 5px;"> <input type="checkbox"/> 42 <input checked="" type="checkbox"/> 43,3 <input type="checkbox"/> 44,5 <input type="checkbox"/> 45,8 <input type="checkbox"/> 47 </td> <td style="padding: 5px;"> <input type="checkbox"/> 47 <input type="checkbox"/> 48,3 </td> <td style="padding: 5px;"> <input type="checkbox"/> 42 <input type="checkbox"/> 43,3 <input type="checkbox"/> 44,5 <input type="checkbox"/> 45,8 <input type="checkbox"/> 47 </td> <td style="padding: 5px;"> <input type="checkbox"/> 43,3 <input type="checkbox"/> 44,5 <input type="checkbox"/> 45,8 <input type="checkbox"/> 47 <input type="checkbox"/> 48,3 </td> </tr> </table>	Rear wheels				12"	16"	22"	24"	<input type="checkbox"/> 42 <input checked="" type="checkbox"/> 43,3 <input type="checkbox"/> 44,5 <input type="checkbox"/> 45,8 <input type="checkbox"/> 47	<input type="checkbox"/> 47 <input type="checkbox"/> 48,3	<input type="checkbox"/> 42 <input type="checkbox"/> 43,3 <input type="checkbox"/> 44,5 <input type="checkbox"/> 45,8 <input type="checkbox"/> 47	<input type="checkbox"/> 43,3 <input type="checkbox"/> 44,5 <input type="checkbox"/> 45,8 <input type="checkbox"/> 47 <input type="checkbox"/> 48,3	<table border="1" style="width: 100%; border-collapse: collapse;"> <tr> <th colspan="4" style="text-align: center; padding: 5px;">Rear wheels</th> </tr> <tr> <th style="width: 25%; text-align: center; padding: 5px;">12"</th> <th style="width: 25%; text-align: center; padding: 5px;">16"</th> <th style="width: 25%; text-align: center; padding: 5px;">22"</th> <th style="width: 25%; text-align: center; padding: 5px;">24"</th> </tr> <tr> <td style="padding: 5px;"> <input type="checkbox"/> 44,5 <input type="checkbox"/> 45,8 <input type="checkbox"/> 47 </td> <td style="padding: 5px;"> <input type="checkbox"/> 47 <input type="checkbox"/> 48,3 </td> <td style="padding: 5px;"> <input type="checkbox"/> 44,5 <input type="checkbox"/> 45,8 <input type="checkbox"/> 47 </td> <td style="padding: 5px;"> <input type="checkbox"/> 44,5 <input type="checkbox"/> 45,8 <input type="checkbox"/> 47 <input type="checkbox"/> 48,3 </td> </tr> </table>	Rear wheels				12"	16"	22"	24"	<input type="checkbox"/> 44,5 <input type="checkbox"/> 45,8 <input type="checkbox"/> 47	<input type="checkbox"/> 47 <input type="checkbox"/> 48,3	<input type="checkbox"/> 44,5 <input type="checkbox"/> 45,8 <input type="checkbox"/> 47	<input type="checkbox"/> 44,5 <input type="checkbox"/> 45,8 <input type="checkbox"/> 47 <input type="checkbox"/> 48,3
Rear wheels																									
12"	16"	22"	24"																						
<input type="checkbox"/> 42 <input checked="" type="checkbox"/> 43,3 <input type="checkbox"/> 44,5 <input type="checkbox"/> 45,8 <input type="checkbox"/> 47	<input type="checkbox"/> 47 <input type="checkbox"/> 48,3	<input type="checkbox"/> 42 <input type="checkbox"/> 43,3 <input type="checkbox"/> 44,5 <input type="checkbox"/> 45,8 <input type="checkbox"/> 47	<input type="checkbox"/> 43,3 <input type="checkbox"/> 44,5 <input type="checkbox"/> 45,8 <input type="checkbox"/> 47 <input type="checkbox"/> 48,3																						
Rear wheels																									
12"	16"	22"	24"																						
<input type="checkbox"/> 44,5 <input type="checkbox"/> 45,8 <input type="checkbox"/> 47	<input type="checkbox"/> 47 <input type="checkbox"/> 48,3	<input type="checkbox"/> 44,5 <input type="checkbox"/> 45,8 <input type="checkbox"/> 47	<input type="checkbox"/> 44,5 <input type="checkbox"/> 45,8 <input type="checkbox"/> 47 <input type="checkbox"/> 48,3																						

Front frame	Front frame, swing away, and removable
<p>☆ Straight frame</p> <p> <input type="checkbox"/> Frame with abduction 6cm not available for seat width 42 - 45 - 48 Maximum footplate distance 40 </p> <p> <input type="radio"/> Elevating front frame, swing away and removable not available for seat width 30 - 33 Minimum footplate distance 22cm. </p> <p>Include calf supports and plastic footrest with heel band</p>	<div style="display: flex; justify-content: space-around;"> </div> <p> ☆ 110° <input type="checkbox"/> 120° <input type="checkbox"/> 95° (Exclude the installation of casters 7") </p> <div style="display: flex; justify-content: center; align-items: center;"> <div style="margin-left: 20px;"> <p>☆ 95° (Not available casters 7")</p> </div> </div> <div style="text-align: right; margin-top: 20px;"> <p>09730</p> </div>

Date Order User Address



SAFETY

- 4 points tie-down system rings
The use of a headrest during transport is mandatory
(installation must be carried out by the manufacturer)



Frame colour (without extra charge)

☆ Opaque black

□ AVIO blue

□ Pearl white

□ Matt orange

□ Tekno anthracite

□ Matt grey

□ Matt red

Frame colour on request

○ Bright red

○ Bright fuchsia

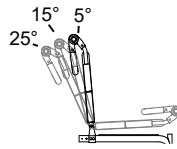
○ Bright lime

○ Bright blue china

09729

Backrest

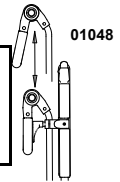
- ☆ Reclining and folding backrest
Easy adjustment of the reclining on three positions



One piece Push handle for companion

- Free positioning

It allows the positioning of the height of the one push handle according to the helper (independent from the backrest height - quick setting)



Backrest upholstery

- ☆ WITH NO backrest upholstery, NOR tension adjustment straps

Backrest Height (TS)

☆ 42

□ 48

Available until 54cm

- WITH backrest upholstery and tension adjustment straps. Complete with backrest-seat connection cloth.

04693

Backrest Height (TS)

☆ 42

□ 48

Available until 54cm

Casters

- ☆ 6" Soft

□ 6" Pneumatic

□ 7" Soft

Not available with: Front frame 95°

Rear wheels

- ☆ 12" transit rear wheels - Anti-puncture

□ 12" transit rear wheels - Pneumatic

□ 16" transit rear wheels - Pneumatic

○ 24" Ultra-light Progeo - Standard!

04696

○ 22" Ultra-light Progeo - Standard!

04696

○ 24" Ultra-light "Spinergy LX"

04691

○ 24" Ultra-light "Spinergy LX"

□ Black hub and white spokes

□ Hub and spokes black

07848

○ 24" Ultra-light "Spinergy Flex rim"

Integrated aluminium/rubber handrim

02270

○ 24" Off-road (aluminium handrim black)

04690

○ 12" with brake handles for companion (drum brake) □ Anti-puncture

□ Pneumatic

04105

○ 16" with brake handles for companion (drum brake) - Pneumatic

04107

○ 22" with brake handles for companion (drum brake) (aluminium handrim)

03385

○ 24" with brake handles for companion (drum brake) (aluminium handrim)

03384

Colour rear wheels

Only standard Progeo 22"/24" wheels have coloured hubs and rims

☆ Black 22" 24"

00833

○ Bright silver 22" 24"

00833

○ Bright lime 22" 24"

00833

○ Bright blue 22" 24"

00833

○ Bright red 22" 24"

00833

○ Bright fuchsia 22" 24"

00833

○ Pearl white 22" 24"

00833

○ Tekno anthracite 22" 24"

00833

○ Matt Midnight blue 22" 24"

00833

○ Matt grey 22" 24"

00833

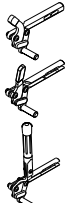
○ Matt red 22" 24"



00833

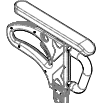
Date Order User Address

Handrim	Wheel distance ★ 3 cm □ 4 cm	
☆ Aluminium	(22-24")	
○ Aluminium black SOFT-TOUCH	(24")	09170
○ Chromed Steel	(24")	01684
○ Titanium	(24")	00016
○ Ultra Grepp	(24")	00017
○ Max Grepp	(24")	00834
○ TOP FRICTION	(24")	11023
Oval countour with a rubber insert		
○ NOVA H	(24")	11025
Ergonomic black profile		
○ NOVA D	(24")	11026
Ergonomic profile with rubber coating (ideal for quadriplegics)		
○ Quad	(24")	00693
○ Silicon cover for standard aluminium handrim		04050

Rear wheel tyre		
☆ High pressure tyre	(22-24")	
□ High pressure profile tyre	(24")	
○ Marathon Plus	(24")	with anti-puncture protection 01669
○ Anti-puncture - Colour Grey	(22")	04181
○ Anti-puncture - Colour Black	(24")	11083
Not available with Rear wheels : 24" Ultra-light "Spinergy LXL"		

Wheel locks		
☆ Bent lever push to lock		
□ Straight lever push to lock		
□ Straight lever pull to lock		
○ Brake with extension lever push to lock		
○ Brake with extension lever pull to lock		01949 03372

Footplate (Not available with Elevating front frame, swing away and removable)		
☆ Plastic footrest, rake adjustable		
Minimum footplate distance ~19cm		
Not available with: Front frame with levating footrest, swing away and removable		
□ One piece aluminium footplate - Flip-up! rake and depth adjustable		
Not available for seat width 30 with straight front frame		
Minimum footplate distance ~18cm		09727
Not available with: Front frame with levating footrest, swing away and removable		
□ Internal ☆ 2/3 Internal □ 2/3 External □ External		

Removable armrest with ABS mudguard		
☆ Desk armrests PROGEO	(Removable and height adjustable)	

Accessories		
○ Pad for front frame protectors		07058
○ Removable storage bag (with quick coupling)		09811

Optional 1		
☆ Anti-tipper with tipping aid integrated	(inside rotation to reduce the encumbrance)	
<i>INCLUDED ON THE BASIC PRICE</i>		
○ Anti-tippers with rapid hookup	(inside rotation to reduce the encumbrance)	11033
○ Transit wheels		00836
○ Tipping aid	○ Right ○ Left	00025 01046
○ Crutches support	○ Right ○ Left	00838 00837

Optional 2		
○ Harness		04103
○ Safety pelvic belt		03972
○ Tray table (removable)		00508
○ Lumbar support	(to insert in the backrest upholstery)	00013
○ Spoke guards Black	(22-24")	01043
○ Spoke guards Transparent	(22-24")	00835
○ Spoke guards Progeo design	(22-24")	00019
○ Spoke guards Dragon	(22-24")	02106

Date Order User Address





PHYSIO - Std. Backrest upholstery not provided

Removable with quick release
Suitable for tubes with diameter 18÷26mm
Depth adjustment (4cm)
Angle adjustment ($\pm 18^\circ$)

Posture backrest KID JUNIOR VERSION









- ☐ **KID** Aluminum shell

WARNING: with this backrest the seat depth is reduced by 5 cm approx.





BACKREST HEIGHT	29	34	40
Shell's shape	Lateral retaining wing R=regular		
	R	R	R
3,5 cm 	<input type="checkbox"/> 	<input type="checkbox"/> 	<input type="checkbox"/> 

Posture backrest ADULT VERSION

- ☐ **AIR** Carbon shell
not available for seat width 30

BACKREST HEIGHT		28	34	40			
Shell's shape		Lateral retaining wing A=high - R=regular					
7.5 cm 		A	R	A	R	A	R
							
		<input type="checkbox"/>	<input type="checkbox"/>	<input type="checkbox"/>	<input type="checkbox"/>	<input type="checkbox"/>	<input type="checkbox"/>

- ☐ **POSTURE** Aluminum shell
not available for seat width 30

BACKREST HEIGHT	34	40	52
Shell's shape	Lateral retaining wing R=regular		
	R	R	R
7,5 cm 	<input type="checkbox"/> 	<input type="checkbox"/> 	<input type="checkbox"/> 

Configuration DEEP with side support PAD (height adjustable)

- ☐ Aluminum lateral with padded, breathable upholstery.



Small (h 13cm)



☐ Right
10272



☐ Left
10272

Large (h 20cm)



☐ Right
10273



☐ Left
10273

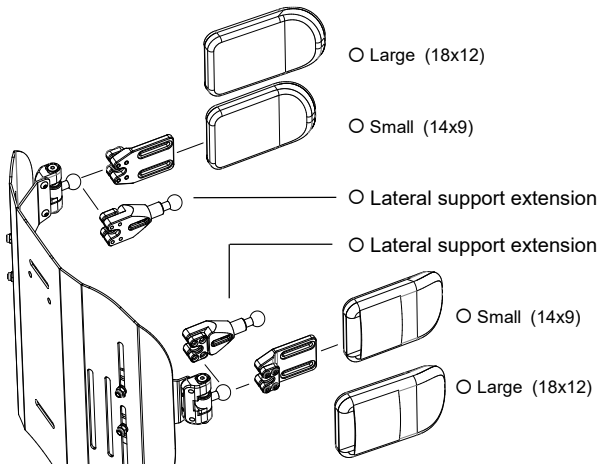
Date Order User Address

Accessories

KID AIR POSTURE

○ SWING AWAY - Lateral support

Not available for backrest Physio AIR carbon shell
Fixing and adjustment hardware complete with protection sleeve
Alluminum lateral with padded, breathable upholstery.



○ Large (18x12)

05647

○ Small (14x9)

05643

○ Lateral support extension

Quantity (number pcs).....

10271

○ Lateral support extension

Quantity (number pcs).....

○ Small (14x9)

05642

○ Large (18x12)

05646

○ Headrest adjustable - Double ball mounting system

Available only with backrest Physio Posture and Kid

☐ Large (34x14)

☐ Small (28x14)



05648