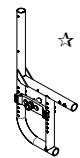
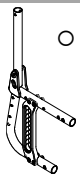
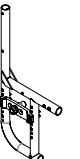


Date User End user weight (kg) Language user manual	Progeo (English) Company stamp	Folding frame wheelchair
Responsible		

Wheelchair measures - The tolerance on all the dimensions indicated and/or required is ± 10 mm	
Seat width (LS)	<input type="checkbox"/> 33 <input type="checkbox"/> 36 <input type="checkbox"/> 39 <input type="checkbox"/> 42 <input type="checkbox"/> 45 <input type="checkbox"/> 48
Seat depth (PS)	<input type="checkbox"/> 35 <input type="checkbox"/> 37,5 <input type="checkbox"/> 40 <input type="checkbox"/> 42,5 <input type="checkbox"/> 45 <input type="checkbox"/> 47,5
Footplate distance (DP) (cm) ± 0.5 cm - adjustment steps 1.5cm (Real distance between seat and footplate) - IMPORTANT NOTICE! From the footplate to the floor minimum 4cm !! (Minimum Front height = DP + 4cm)
Setting	<input checked="" type="checkbox"/> Standard <input type="checkbox"/> Prudential <input type="checkbox"/> Active <input type="checkbox"/> Extreme
Backrest Height (TS)	Std.Value 36(min 30-max 54) adjustment steps 1.5cm
Crossbrace (black)	<input checked="" type="checkbox"/> Single <input type="checkbox"/> Double (Not seat width 33-36)
Front height (STD 49) - Rear height (STD 44)	

Rear frame	
Aluminium frame	<div style="display: flex; align-items: flex-start;">  <div> <p><input checked="" type="checkbox"/> Aluminium standard frame - Same colour of front frame</p> <p>The real seat depth, from the front part of the seat cloth to the backrest tube will be 1 cm more than the declared one.</p> <p>camber <input checked="" type="checkbox"/> 0° <input type="checkbox"/> 1,5° <input type="checkbox"/> 3°</p> </div> </div>
Aluminium frame	<div style="display: flex; align-items: flex-start;">  <div> <p><input type="checkbox"/> Aluminium frame DYNAMIC 2.0 - (COLOUR: BLACK) 09955</p> <p>The real seat depth, from the front part of the seat cloth to the backrest tube will be 1,5 cm more than the declared one.</p> <p>With rake adjustable backrest ($\pm 9^\circ$) Exclude the installation of : Brake handles for companion (Drum Brake)</p> <p>camber <input checked="" type="checkbox"/> 0° <input type="checkbox"/> 1,5° <input type="checkbox"/> 2° <input type="checkbox"/> 4°</p> </div> </div>
Titanium frame TMAX	<div style="display: flex; align-items: flex-start;">  <div> <p>Front frame + Titanium frame T MAX 06858</p> <p>The real seat depth, from the front part of the seat cloth to the backrest tube will be 1 cm more than the declared one.</p> <p><u>Brushed Titanium frame - not varnished</u> <u>Weight reduction approx. 450gr</u></p> <p>camber <input checked="" type="checkbox"/> 0° <input type="checkbox"/> 1,5° <input type="checkbox"/> 3°</p> </div> </div>

Front frame	
<input type="checkbox"/> Short frame - Ideal with Seat depth (PS) 35 - 37,5 <input type="checkbox"/> Medium frame - Ideal with Seat depth (PS) 40 - 42,5 <input type="checkbox"/> Long frame - Ideal with Seat depth (PS) 45 - 47,5	Frame Angle <div style="display: flex; justify-content: space-around; align-items: center;"> <div> <input checked="" type="checkbox"/> 110°  </div> <div> <input type="checkbox"/> 100°  </div> </div>

Frame colour		
Frame colour (without extra charge)		
<input checked="" type="checkbox"/> Opaque black <input type="checkbox"/> Pearl white	<input type="checkbox"/> Tekno anthracite <input type="checkbox"/> Matt Midnight blue	<input type="checkbox"/> Matt grey <input type="checkbox"/> Matt red
Frame colour on request		
<input type="checkbox"/> Bright silver <input type="checkbox"/> Bright blue	<input type="checkbox"/> Bright fuchsia <input type="checkbox"/> Bright lime	<input type="checkbox"/> Bright blue china <input type="checkbox"/> Bright red 12579

Backrest
<input checked="" type="checkbox"/> Adjustable velcro straps and padded transpiring upholstery

Handle tube
<input checked="" type="checkbox"/> Tubes with standard handle <input type="checkbox"/> Folding handles
 02958
Not available with: Push handles for companion, Brake handles for companion (Drum Brake)

Date	Order	User	Address
------	-------	------	---------

Colour set: Includes rear wheel hub and rim, rear wheel plates and front forks

Only standard Progeo 22"/24" wheels have coloured hubs and rims

☆ Black	22" 24" 25" 26"	
○ Bright silver	22" 24"	00833
○ Bright lime	22" 24"	00833
○ Bright blue	22" 24"	00833
○ Bright red	22" 24"	00833
○ Bright fuchsia	22" 24"	00833
○ Pearl white	22" 24"	00833
○ Tekno anthracite	22" 24"	00833
○ Matt Midnight blue	22" 24"	00833
○ Matt grey	22" 24"	00833
○ Matt red	22" 24"	00833

Casters

☆ 5" Soft		
<input type="checkbox"/> 4" Soft		
<input type="checkbox"/> 3" Sport	Lightest configuration	
<input type="checkbox"/> 6" Soft	(Available only with 110° angle)	
<input type="checkbox"/> 6" Pneumatic	(Available only with 110° angle)	
<input type="checkbox"/> 7" Soft	(Available only with 110° angle)	
○ 3" Active Soft (wide)	(Aluminium alloy rim)	06824
○ 4" Active Sport (narrow)	(Aluminium alloy rim)	01398
○ 4" Active Soft (wide)	(Aluminium alloy rim)	03943
○ 5" Active Soft (wide)	(Aluminium alloy rim)	07518
○ 5" Pneumatic		10844

Rear wheels





☆ 24" Ultra-light Progeo - Standard!			
<input type="checkbox"/> 22" Ultra-light Progeo - Standard!			
<input type="checkbox"/> 25" Ultra-light Progeo - Standard!	(colour: black)		
<input type="checkbox"/> 26" Progeo - Standard!	(colour: black)		
○ 24" ULTRA-LIGHT PROGEO KEY SPORT	Lightest configuration		04383
○ 24" Ultra-light "Spinergy LX"			01685
○ 24" Ultra-light "Spinergy LXL"	<input type="checkbox"/> Black hub and white spokes	<input type="checkbox"/> Hub and spokes black	07846
○ 24" Ultra-light "Spinergy Flex rim"	Integrated aluminium/rubber handrim		02270
○ 25" Ultra-light "Spinergy LX"			02101
○ 25" Ultra-light "Spinergy LXL"	<input type="checkbox"/> Black hub and white spokes		07847
○ 26" Ultra-light "Spinergy LX"			02102
○ 24" Off-road (aluminium handrim black)			01392
○ 22" with brake handles for companion (drum brake) (aluminium handrim)			03385
Available only with camber 0°			
Not available with Frame Dynamic 2.0°			
○ 24" with brake handles for companion (drum brake) (aluminium handrim)			03384
Available only with camber 0°			
Not available with Frame Dynamic 2.0°			
○ One arm drive - (24" rear wheels Aluminium handrim High pressure Tyre) - camber 0°			
	<input type="radio"/> Right <input type="radio"/> Left		02103







Rear wheel tyre

☆ High pressure tyre	(22"-24"-25"-26")	Lightest configuration	
<input type="checkbox"/> High pressure profile tyre	(24")		
○ Marathon Plus	(24"-25")	with anti-puncture protection	01669
○ Anti-puncture - Colour Black	(24")		11083
Not available with Rear wheels : 24" ULTRA-LIGHT PROGEO KEY SPORT, 24" Ultra-light "Spinergy LXL"			
○ Anti-puncture - Colour Grey	(22")		04181

Date	Order	User	Address
------------	-------------	------------	---------------




Handrim	Wheel distance ☆ 3 cm □ 4 cm		
☆ Aluminium	(22"-24"-25"-26")	<i>Lightest configuration</i>	
○ Aluminium black SOFT-TOUCH	(24"-25")	(24" handrim, on 25" wheel is installed with spacers)	09170
○ Chromed Steel	(24"-25")	(24" handrim, on 25" wheel is installed with spacers)	01684
○ Titanium	(24"-25")	(24" handrim, on 25" wheel is installed with spacers)	00016
○ Ultra Grepp	(24"-25")	(24" handrim, on 25" wheel is installed with spacers)	00017
○ Max Grepp	(24"-25")	(24" handrim, on 25" wheel is installed with spacers)	00834
○ TOP FRICTION	(24"-25")	(24" handrim, on 25" wheel is installed with spacers)	11023
Oval countour with a rubber insert			
○ NOVA H	(24"-25")	(24" handrim, on 25" wheel is installed with spacers)	11025
Ergonomic black profile			
○ NOVA D	(24"-25")	(24" handrim, on 25" wheel is installed with spacers)	11026
Ergonomic profile with rubber coating (ideal for quadriplegics)			
○ SURGE LT	(25")	Oval countour with a rubber insert	06427
○ Quad	(24")		00693
○ Silicon cover for standard aluminium handrim		Available for measures (22"- 24" - 26")	04050

Wheel locks			
☆ Bent lever push to lock			
□ Straight lever push to lock			
□ Straight lever pull to lock			
○ Sport brake			06428
○ Brake with extension lever push to lock			01949
○ Brake with extension lever pull to lock			03372




Footplate - See reference tables N°3			
☆ Plastic footrest, rake adjustable (Minimum footplate distance 33cm.)	☆ 2/3 Internal □ 2/3 External		11525
□ Automatic Closure footplate , rake and depth adjustable (Minimum footplate distance 30cm.)	□ Internal ☆ 2/3 Internal □ External		11526
○ Minimum footplate distance 25cm. Available only with Multi-function and rotative system - 03945 ,00			
□ One piece footplate - Flip-up! rake and depth adjustable (Minimum footplate distance 30cm.)	□ Internal ☆ 2/3 Internal □ External		11527
○ Minimum footplate distance 25cm. Available only with Multi-function and rotative system - 03945 ,00			
□ One piece aluminium footplate - Flip-up! rake and depth adjustable (Minimum footplate distance 30cm.)	□ Internal ☆ 2/3 Internal □ 2/3 External □ External		11528
□ One piece Carbon fibre footplate rake adjustable, swing away, flip-up. (Minimum footplate distance 30cm.)	☆ Internal □ External		03291
□ Footplate COMPACT, automatic Closure, rake and depth adjustable Minimum footplate distance 35cm.	☆ Internal □ External		09957




Mudguard			
Mudguard - FIXED			
☆ ABS mudguard			
□ ABS Straight sideguard			
○ Carbon fibre mudguard			03946
○ Carbon fibre Straight sideguard			08918
Mudguard - REMOVABLE			
○ Removable ABS mudguard			08921
○ Removable ABS fibre straight sideguard			08921
○ Removable carbon fibre mudguard			08919
○ Removable Carbon fibre straight sideguard			08920

Date	Order	User	Address
------	-------	------	---------

Armrests			
<i>Tubular armrests with standard support combined with anti-tipper wheels exclude the possibility of installing the transit wheels.</i>			
<input type="radio"/> Tubular armrests	(Swing away, removable and height adjustable armrest) <input type="radio"/> Standard Support (Not with frame Dynamic) <input type="radio"/> Steel support with safety locking system		04828 00694
Removable armrest with ABS mudguard			
<input type="radio"/> Desk armrests PROGEO	(Removable and height adjustable) Not available with Frame Dynamic 2.0 + camber 4°		09956
<input type="radio"/> Removable armrest with ABS straight sideguard			08881
<input type="radio"/> Removable armrest with carbon-fiber straight sideguard			08882

Accessories			
<input type="radio"/> Pad for front frame protectors			07058
<input type="radio"/> Backrest-seat connection cloth			10241
<input type="radio"/> Removable storage bag (with quick coupling)			09811

Optional 1			
<input type="radio"/> Transit wheels			00836
<input type="radio"/> Anti-tipper with rapid hookup	(inside rotation to reduce the encumbrance) <input type="radio"/> Right <input type="radio"/> Left		00023 00024
<input type="radio"/> Tipping aid	<input type="radio"/> Right <input type="radio"/> Left		00025 01046
<input type="radio"/> Crutches support	<input type="radio"/> Right <input type="radio"/> Left		00838 00837

Optional 2			
<input type="radio"/> Tetraclick	(Quick release axle for quadriplegic)		03947
<input type="radio"/> Rear wheels plate extension <input type="radio"/> Handybike adaptor	(Not with frame Dynamic 2.0)		01950 00506
<input type="radio"/> Push handles for companion	(Removable and height adjustable)		01048
<input type="radio"/> Harness			04103
<input type="radio"/> Safety pelvic belt			03972
<input type="radio"/> Tray table (removable)			00508
<input type="radio"/> Lumbar support	(to insert in the backrest upholstery)		00013
<input type="radio"/> Super Head rest	(Folding with the wheelchair)		04049
<input type="radio"/> Swing away lateral support Not available with Posture backrest PHYSIO	<input type="radio"/> Right <input type="radio"/> Left		02097 02098
<input type="radio"/> Spoke guards Black	(22"-24")		01043
<input type="radio"/> Spoke guards Transparent	(22"-24")		00835
<input type="radio"/> Spoke guards Progeo design	(22"-24")		00019
<input type="radio"/> Spoke guards Dragon	(22"-24")		02106






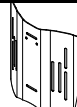
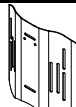
Additional Kit			
<input type="radio"/> 24" Off-road rear wheels	Off-Road tyre - aluminium handrim (black colour)		03378
<input type="radio"/> 24" FAT rear wheels	FAT tyre 3" - aluminium handrim (black colour)		09357

Date	Order	User	Address
------------	-------------	------------	---------------


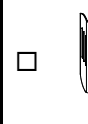
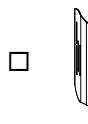
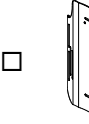
PHYSIO - Posture backrest - Std. Backrest upholstery not provided

Removable with quick release
 Suitable for tubes with diameter 18÷26mm
 Depth adjustment (4cm)
 Angle adjustment (±18°)

- ☐ **AIR** Carbon shell
 not available for seat width 48

BACKREST HEIGHT		28	34	40			
Shell's shape		Lateral retaining wing A=high - R=regular					
<div>7.5 cm</div> 	A	R	A	R	A	R	
							
	<input type="checkbox"/>	<input type="checkbox"/>	<input type="checkbox"/>	<input type="checkbox"/>	<input type="checkbox"/>	<input type="checkbox"/>	

- ☐ **POSTURE** Aluminum shell

BACKREST HEIGHT	34	40	52
Shell's shape	Lateral retaining wing R=regular		
	R	R	R
			
	<input type="checkbox"/>	<input type="checkbox"/>	<input type="checkbox"/>

Configuration DEEP with side support PAD (height adjustable)

- ☐ Aluminum lateral with padded, breathable upholstery.



Small (h 13cm)



☐ Right
10272



☐ Left
10272

Large (h 20cm)



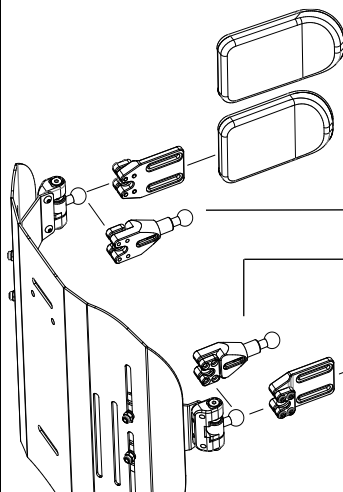
☐ Right
10273



☐ Left
10273

SWING AWAY - Lateral support

Fixing and adjustment hardware complete with protection sleeve
 Aluminum lateral with padded, breathable upholstery.



☐ Large (18x12)

05647

☐ Small (14x9)

05643

☐ Lateral support extension

Quantity (number pcs).....
10271

☐ Lateral support extension

Quantity (number pcs).....

☐ Small (14x9)

05642

☐ Large (18x12)

05646

- ☐ Headrest adjustable - Double ball mounting system
 Available only with backrest Physio Posture

☐ Large (34x14)
☐ Small (28x14)



05648

Date	Order	User	Address
------------	-------------	------------	---------------

Note

Wheelchair : Progeo EXELLE - Rev. 2024.1	Prices - VAT excluded to be added to the price list	Send this page only if any optional have been chosen	
		☆	standard (supplied if no requests are indicated)
		□	on request (without extra charge)
		○	optional (cost to be added at the basic price)

REFERENCE TABLES

1	Front height	
With closed frame (95°) max 5" caster		
Casters	Front height	
	min.	max
3"	41	52
4"	42	53
5"	44	54
6"	48	55
7"	50	56
The size of the fork will be defined only by Progeo in accordance with wheelchair final configuration.		

2		Rear height			
Rear frame		Rear wheels			
		22"	24"	25"	26"
STANDARD	Straight plate	min. 37 max 45	min. 39 max 47	min. 40 max 48	min. 41 max 49
	Shaped plate	min. 36 max 49	min. 38 max 51	min. 39 max 52	min. 40 max 53
	Rear wheels plate extension	min. 37 min. 39 max 46	min. 39 min. 41 max 48	min. 40 min. 43 max 50	min. 41 min. 44 max 51
	with Tubular armrests				
DYNAMIC 2.0		min. 36 max 49	min. 38 max 51	min. 39 max 52	min. 40 max 53

3	Footplate option	Footplate distance	
		Frame Angle 110°	Frame Angle 100°
	Plastic footrest	min. 33	min. 31
	Automatic Closure footplate	min. 30	min. 28
	Automatic Closure footplate , with multifunction rotative system	min. 25	min. 23
	One piece footplate - Flip-up!	min. 30	min. 28
	One piece footplate - Flip-up! , with multifunction rotative system	min. 25	min. 23
	One piece aluminium footplate - Flip-up!	min. 30	min. 28
	One piece Carbon fibre footplate	min. 30	min. 28
Calculated with the best configuration and with the footplates positioned on inside.			
IMPORTANT NOTICE! From the footplate to the floor minimum 4cm !! (Minimum Front height = DP + 4cm)			

4	Rear wheels	
	Model	Features
	22" Ultra-light Progeo - Standard!	(not available in anthracite color)
	24" Ultra-light Progeo - Standard!	(available for all coulors)
	24" ULTRA-LIGHT PROGEO KEY SPORT	(silver hub, black rim and 16 spokes)
	24" Ultra-light "Spinergy LX"	(silver hub, black rim and spokes)
	24" Ultra-light "Spinergy LXL"	(black hub and rim, 18 white spokes) - (black hub, rim and 18 spokes)
	24" Ultra-light "Spinergy Flex rim"	(silver hub, black rim and spokes) - (integrated aluminium/rubber handrim - encumbrance reduction up to 3cm. - all tyre)
	24" Off-road	(colour: black) - (aluminium handrim - tyre Off-road)
	25" Ultra-light "Spinergy LX"	(silver hub, black rim and spokes)
	25" Ultra-light "Spinergy LXL"	(black hub and rim, 18 white spokes)
	26" Progeo - Standard!	(colour: black)
	26" Ultra-light "Spinergy LX"	(silver hub, black rim and 18 spokes)

Date Order User Address

12" wheel - Motor 250W (750W maximum power)
14" wheel - Motor 1000W (1500W maximum power)

Color display with switcher
Maximum speed limit settable from display
5 speed levels selectable
10 display-selectable acceleration levels
Adaptive Cruise Control

Disc and electronic brake control lever
Motor brake (adjustable in 10 levels from the display)
Electronic brake with control bottom (adjustable in 10 levels from the display)
Power regain when braking

Error messages management from display (with error history)
Rear gear beeper
48V - 5.8 Ah battery Autonomy up to 25km
48V - 11.6 Ah Power plus battery Autonomy up to 50km
Battery charger 48V

Rear gear
USB port
Easle
Mudguard
Front spoiler with predisposition for FULL LED light

(Certified software)

☐ Mototronik

10979



Handlebar

☆ STANDARD controls

☆ Thumb accelerator

☐ Grip throttle

☐ Disc and electronic brake control lever

☆ Right
12592

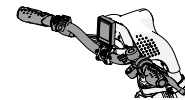
☐ Right
10913

☆ Right
12594

☐ Left
12593

☐ Left
10914

☐ Left
12595




☐ QUADRIPLÉGIC controls
Handlebar PUSH&PULL



10905


☆ MOTOTRONIK 12" wheel

Motor 250W (750W maximum power)
Maximum speed according to law



☐ MOTOTRONIK 14" wheel

Motor 1000W (1500W maximum power)
Maximum speed according to law



10903

Battery

☆ 48V - 5.8 Ah battery

Autonomy up to 25 km

☐ 48V - 11.6 Ah Power plus battery

Autonomy up to 50 km

10904

Date Order User Address

Accessories

- ☐ FULL LED light (high intensity)
Integrated in the spoiler



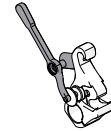
10908

- ☐ Handlebar extension
Adjustable from 15cm up to 23cm



10907

- ☐ Motor unit facilitated unlock lever
Recommended with handlebar for quadriplegic



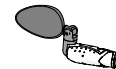
10915

- ☐ Additional FLY 48V - 2.9 Ah battery
Autonomy up to 15km
Approved for air transport

10906

- ☐ Rearview mirror

- ☐ Right
☐ Left



10909

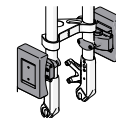
10909

- ☐ Basket (removable) - (with KLICKfix® attachment system)



10912

- ☐ Removable front weight - (with KLICKfix® attachment system)
(it increases the weight over the power wheel to improve traction)



10910

- ☐ Travel bag

10916

Note