

Date ..... User ..... End user weight (kg) ..... Language user manual .....	Progeo (English) Company stamp	Rigid frame wheelchair
Responsible .....		

### Carbon fibre frame made-to-measure.

**Frame Angle**  
☐ 85° ☒ 90° ☐ 95°

**Seat depth (PS)**  
☐ 35    ☐ 37,5  
☐ 40    ☐ 42,5  
☐ 45    ☐ 47,5

See note (1)

**NOIR is a wheelchair without possibilities of adjustments after its manufacturing..**

See reference tables

Take care to write all the requested measures (in centimetres)

Backrest rake adjustable from -4° to +16°

**Front height** (.....)

**Footplate distance (DP)** (.....)

**Front height (min 44-max 54)**

**Rear height (min 37-max 48)**  
*calculated with rear wheels 24"*

**Backrest height (TS)**  
 Std. Value 33,5  
 (.....)  
 (min 26-max 47)  
 adjustment steps 1.5cm

**Seat width (LS)**  
☐ 33    ☐ 36  
☐ 39    ☐ 42  
☐ 45

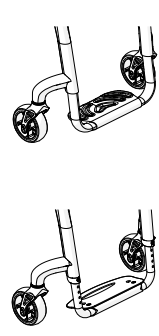
**Setting C**  
☐ Extremely prudential 7,5  
☐ Prudential 9  
☒ Standard 10,5  
☐ Active 12  
☐ Extreme 13,5

**camber**  
☒ 2°    ☐ 0°    ☐ 4°

### Footplate option

☆ Carbon fibre frame with integrated footplate, not adjustable  
*Lightest configuration*

☐ Aluminium footplate adjustable distance +/- 1,5cm (rake and depth adjustable)  
**Minimum footplate distance 35cm.**  
☒ Internal    ☐ 2/3 Internal    ☐ 2/3 External    ☐ External



11531

### Seat

☆ Seat cloth with pocket (under seat)

☐ Seat with tension straps 08883

☐ Carbon rigid seat 08336  
☐ Pocket (under seat) [25x11x4,5] 08281

Date	Order	User	Address
------	-------	------	---------

*Since that the paint is sensitive to the surface material and texture, the colour selected for the wheelchair frame can also differ considerably from what is displayed on a RAL colour chart or also compared to what is displayed on a monitor.*

## CARBON

☆ Polished transparent painting



☐ Opaque transparent painting 08925

## ESSENCE

### Polished transparent painting

- ☐ ANTHRACITE Essence 10351
- ☐ BLUE Essence 08928
- ☐ GREEN Essence 11163
- ☐ LIME Essence 08926
- ☐ ORANGE Essence 10349
- ☐ RED Essence 08927
- ☐ SAND Essence 11165
- ☐ VIOLET Essence 11167
- ☐ WHITE Essence 10350



### Opaque transparent painting

- ☐ ANTHRACITE Opaque Essence 08929
- ☐ BLUE Opaque Essence 10354
- ☐ GREEN Opaque Essence 11162
- ☐ LIME Opaque Essence 10352
- ☐ ORANGE Opaque Essence 10355
- ☐ RED Opaque Essence 10353
- ☐ SAND Opaque Essence 11164
- ☐ VIOLET Opaque Essence 11166
- ☐ WHITE Opaque Essence 10356

☐ my ESSENCE colour RAL \_\_\_\_\_

☐ Glossy

Note


☐ Opaque

11186

## RACE

### Polished transparent painting

- ☐ ANTHRACITE Race 11168
- ☐ BLUE Race 11170
- ☐ GREEN Race 11172
- ☐ LIME Race 11174
- ☐ ORANGE Race 11176
- ☐ RED Race 11178
- ☐ SAND Race 11180
- ☐ VIOLET Race 11182
- ☐ WHITE Race 11184



### Opaque transparent painting

- ☐ ANTHRACITE Opaque Race 11169
- ☐ BLUE Opaque Race 11171
- ☐ GREEN Opaque Race 11173
- ☐ LIME Opaque Race 11175
- ☐ ORANGE Opaque Race 11177
- ☐ RED Opaque Race 11179
- ☐ SAND Opaque Race 11181
- ☐ VIOLET Opaque Race 11183
- ☐ WHITE Opaque Race 11185

☐ my RACE colour RAL \_\_\_\_\_

☐ Glossy

Note

☐ Opaque

11187

## FLASH

### Polished transparent painting

- ☐ BLUE Flash 11190
- ☐ WHITE Flash 11192
- ☐ RED Flash 11188



### Opaque transparent painting

- ☐ BLUE Opaque Flash 11191
- ☐ WHITE Opaque Flash 11193
- ☐ RED Opaque Flash 11189

### Colour set: includes rear wheel hub and rim and front forks

Only standard Progeo 22"/24" wheels have coloured hubs and rims

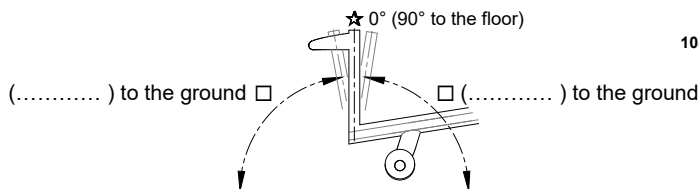
- |  |                 |       |
|--|-----------------|-------|
| ☆ Black                                  | 22" 24" 25" 26" |       |
| <input type="radio"/> Bright silver      | 22" 24"         | 00833 |
| <input type="radio"/> Bright lime        | 22" 24"         | 00833 |
| <input type="radio"/> Bright blue        | 22" 24"         | 00833 |
| <input type="radio"/> Bright red         | 22" 24"         | 00833 |
| <input type="radio"/> Bright fuchsia     | 22" 24"         | 00833 |
| <input type="radio"/> Pearl white        | 22" 24"         | 00833 |
| <input type="radio"/> Tekno anthracite   | 22" 24"         | 00833 |
| <input type="radio"/> Matt Midnight blue | 22" 24"         | 00833 |
| <input type="radio"/> Matt grey          | 22" 24"         | 00833 |
| <input type="radio"/> Matt red           | 22" 24"         | 00833 |

Date .....	Order .....	User .....	Address .....
------------	-------------	------------	---------------

### Backrest adjustment and fixing system

- ☆ Backrest with double locking (upright and folded) with rake adjustable from -4° to +16°
- ☐ Backrest with upright locking system ONLY (no locking when folded) with rake adjustable from -4° to +16°
- ☐ Fixed back(non-folding back) with rake adjustable from -4° to +16°

- ☐ Integrated backrest (Banded, not folding back)  
Exclude installation of the titanium backrest  
Exclude installation of the Tubular armrests



### Backrest

- ☆ Adjustable velcro straps and padded transpiring upholstery ☆ Carbon fibre backrest
- ☐ Titanium backrest  
Not available with: Integrated backrest (Banded, not folding back)



- ☐ **AIR** Integrated posture backrest (NOT REMOVABLE)  
Carbon shell - Lateral retaining 7,5cm  
Depth adjustment ±1cm. - Angle adjustment ±10°  
not available for seat width 48

<b>H 28</b>		<b>H 34</b>		<b>H 40</b>	
Backrest Height (TS) min 34		Backrest Height (TS) min 38		Backrest Height (TS) min 44	
( ..... )		( ..... )		( ..... )	
Lateral retaining wing A=high - R=regular					
<b>A</b>	<b>R</b>	<b>A</b>	<b>R</b>	<b>A</b>	<b>R</b>
<input type="checkbox"/>	<input type="checkbox"/>	<input type="checkbox"/>	<input type="checkbox"/>	<input type="checkbox"/>	<input type="checkbox"/>

#### Installation on:

- ☆ Aluminium backrest tubes  
WITHOUT backrest rigidizer  
(Carbon tubes with integrated backrest)

- ☐ Carbon fibre backrest

- ☐ Titanium backrest  
Not available with: Integrated backrest (Banded, not folding back)



### Handle tube

- ☆ Tubes with short handle
- ☐ SPORT tubes Without push handles *Lightest configuration*
- ☐ Folding handles **Minimum backrest height 30,5cm**



02958

### Casters

- ☆ 3" Sport *Lightest configuration*
- ☐ 4" Soft
- ☐ 3" Active Soft (wide) (Aluminium alloy rim)
- ☐ 4" Active Sport (narrow) (Aluminium alloy rim)
- ☐ 4" Active Soft (wide) (Aluminium alloy rim)
- ☐ 5" Active Soft (wide) (Aluminium alloy rim)
- ☐ 5" Pneumatic

### Rear wheels - See chart N°3

- ☆ 24" ULTRA-LIGHT PROGEO KEY SPORT *Lightest configuration*
- ☐ 24" Ultra-light "Spinergy LX"
- ☐ 24" Ultra-light "Spinergy XXL" ☐ Black hub and white spokes ☐ Hub and spokes black
- ☐ 24" Ultra-light "Spinergy Flex rim" Integrated aluminium/rubber handrim
- ☐ 25" Ultra-light "Spinergy LX" ☐ Black hub and white spokes
- ☐ 25" Ultra-light "Spinergy XXL"
- ☐ 26" Ultra-light "Spinergy LX"

04353


Date	Order	User	Address
------	-------	------	---------

<b>Rear wheel tyre</b>			
<input checked="" type="checkbox"/> High pressure tyre	(24"-25"-26")	<i>Lightest configuration</i>	
<input type="checkbox"/> High pressure profile tyre	(24")		
<input type="checkbox"/> Marathon Plus	(24"-25")	<b>with anti-puncture protection</b>	<b>01669</b>
<input type="checkbox"/> Anti-puncture - Colour Black	(24")		<b>11083</b>
<b>Not available with Rear wheels : 24" ULTRA-LIGHT PROGEO KEY SPORT, 24" Ultra-light "Spinergy LXL"</b>			


<b>Handrim</b>		<b>Wheel distance</b>	<input checked="" type="checkbox"/> <b>3 cm</b>	<input type="checkbox"/> <b>4 cm</b>	
<input checked="" type="checkbox"/> Aluminium	(24"-25"-26")	<i>Lightest configuration</i>			
<input type="checkbox"/> Aluminium black SOFT-TOUCH	(24"-25")	(24" handrim, on 25" wheel is installed with spacers)			<b>09170</b>
<input type="checkbox"/> Chromed Steel	(24"-25")	(24" handrim, on 25" wheel is installed with spacers)			<b>01684</b>
<input type="checkbox"/> Titanium	(24"-25")	(24" handrim, on 25" wheel is installed with spacers)			<b>00016</b>
<input type="checkbox"/> Ultra Grepp	(24"-25")	(24" handrim, on 25" wheel is installed with spacers)			<b>00017</b>
<input type="checkbox"/> Max Grepp	(24"-25")	(24" handrim, on 25" wheel is installed with spacers)			<b>00834</b>
<input type="checkbox"/> TOP FRICTION	(24"-25")	(24" handrim, on 25" wheel is installed with spacers)			<b>11023</b>
<b>Oval countour with a rubber insert</b>					
<input type="checkbox"/> NOVA H	(24"-25")	(24" handrim, on 25" wheel is installed with spacers)			<b>11025</b>
<b>Ergonomic black profile</b>					
<input type="checkbox"/> NOVA D	(24"-25")	(24" handrim, on 25" wheel is installed with spacers)			<b>11026</b>
<b>Ergonomic profile with rubber coating (ideal for quadriplegics)</b>					
<input type="checkbox"/> SURGE LT	(25")	Oval countour with a rubber insert			<b>06427</b>
<input type="checkbox"/> Quad	(24")				<b>00693</b>
<input type="checkbox"/> Silicon cover for standard aluminium handrim		Available for measures (22"- 24" - 26")			<b>04050</b>

<b>Wheel locks</b>		
<input checked="" type="checkbox"/> Sport brake		
<input type="checkbox"/> Bent lever push to lock		
<input type="checkbox"/> Straight lever push to lock		
<input type="checkbox"/> Straight lever pull to lock		
<input type="checkbox"/> Brake with extension lever push to lock		
<input type="checkbox"/> Brake with extension lever pull to lock		

<b>Mudguard</b>			
<input checked="" type="checkbox"/> Carbon fibre mudguard			
<input type="checkbox"/> Carbon fibre Straight sideguard	<input checked="" type="checkbox"/> Aligned wheel	<input type="checkbox"/> Under wheel ..... cm	<input type="checkbox"/> Above wheel ..... cm
<input type="checkbox"/> Removable carbon fibre mudguard			<b>04109</b>
<input type="checkbox"/> Removable Carbon fibre straight sideguard	<input checked="" type="checkbox"/> Aligned wheel	<input type="checkbox"/> Under wheel ..... cm	<input type="checkbox"/> Above wheel ..... cm
			<b>04109</b>

<b>Armrests</b>		
Tubular armrests	(Swing away, removable and height adjustable armrest)	
Not available with Integrated backrest (Banded, not folding back)		
		<b>00694</b>

<b>Accessories</b>	
<input type="checkbox"/> Pad for front frame protectors	<b>07058</b>
<input type="checkbox"/> Backrest-seat connection cloth	<b>10241</b>
<input type="checkbox"/> Removable storage bag (with quick coupling)	<b>09811</b>

<b>Optional 1</b>		
<input type="checkbox"/> Transit wheels		
<input type="checkbox"/> Anti-tipper with rapid hookup	(inside rotation to reduce the encumbrance)	
	<input type="checkbox"/> Right <input type="checkbox"/> Left	
		<b>03290</b>
		<b>06821</b>
		<b>06822</b>

<b>Optional 2</b>	
<input type="checkbox"/> Safety pelvic belt	<b>03972</b>
<input type="checkbox"/> Harness	<b>04103</b>
<input type="checkbox"/> Lumbar support	(to insert in the backrest upholstery)
<input type="checkbox"/> Tetraclip	(Quick release axle for quadriplegic)
	<b>03947</b>


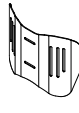





<b>Additional Kit</b>	
<input type="checkbox"/> 24" Off-road rear wheels	Off-Road tyre - aluminium handrim (black colour)
<input type="checkbox"/> 24" FAT rear wheels	FAT tyre 3" - aluminium handrim (black colour)
	<b>03378</b>
	<b>09357</b>

Date .....	Order .....	User .....	Address .....
------------	-------------	------------	---------------




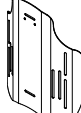
**PHYSIO - Posture backrest**  
**(Std. Backrest upholstery not provided)**

Removable with quick release  
 Suitable for tubes with diameter 18÷26mm  
 Depth adjustment (4cm)  
 Angle adjustment (±18°)

☐ **AIR** Carbon shell  
 not available for seat width 48

BACKREST HEIGHT		28		34		40	
Shell's shape		Lateral retaining wing A=high - R=regular					
<div>7,5 cm</div> 	A	R	A	R	A	R	
							
	<input type="checkbox"/>	<input type="checkbox"/>	<input type="checkbox"/>	<input type="checkbox"/>	<input type="checkbox"/>	<input type="checkbox"/>	

☐ **POSTURE** Aluminum shell

BACKREST HEIGHT	34	40	52
Shell's shape	Lateral retaining wing R=regular		
	R	R	R
7,5 cm 			
	<input type="checkbox"/>	<input type="checkbox"/>	<input type="checkbox"/>

**Configuration DEEP with side support PAD (height adjustable)**

☐ Aluminum lateral with padded, breathable upholstery.



Small (h 13cm)



☐ Right  
10272



☐ Left  
10272

Large (h 20cm)



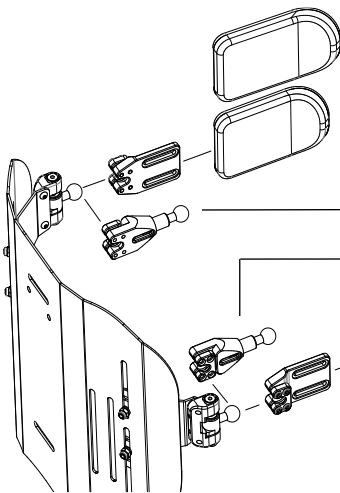
☐ Right  
10273



☐ Left  
10273

**SWING AWAY - Lateral support**

Fixing and adjustment hardware complete with protection sleeve  
 Aluminum lateral with padded, breathable upholstery.



☐ Large (18x12)

05647

☐ Small (14x9)

05643

☐ Lateral support extension

Quantity (number pcs).....  
10271

☐ Lateral support extension

Quantity (number pcs).....

☐ Small (14x9)

05642

☐ Large (18x12)

05646

☐ Headrest adjustable - Double ball mounting system  
 Available only with backrest Physio Posture



☐ Large (34x14)  
☐ Small (28x14)

05648

Date .....	Order .....	User .....	Address .....
------------	-------------	------------	---------------

## REFERENCE TABLES

**Progeo (Español)** NOIR is a wheelchair without possibilities of adjustments after its manufacturing.

(1) The real seat depth, from the front part of the seat cloth to the backrest tube will be 1,5 cm more than the declared one.

1	A Footplate width		
DP	35÷39	40÷45	46÷50
LS			
33	21,5	21	20,5
36	24,5	24	23,5
39	27,5	27	26,5
42	30,5	30	29,5
45	33,5	33	32,5
48	36,5	36	35,5

2	Setting	C :
	Extremely prudential	7,5
	Prudential	9
	Standard	10,5
	Active	12
	Extreme	13,5

3	Maximum width
Camber	
0°	LS + 18
2°	LS + 21
4°	LS + 24

Maximum width calculated including 3 cm. distance between tyre and handrim

Date ..... Order ..... User ..... Address .....

12" wheel - Motor 250W (750W maximum power)  
14" wheel - Motor 1000W (1500W maximum power)

Color display with switcher  
Maximum speed limit settable from display  
5 speed levels selectable  
10 display-selectable acceleration levels  
Adaptive Cruise Control  
  
Disc and electronic brake control lever  
Motor brake (adjustable in 10 levels from the display)  
Electronic brake with control bottom (adjustable in 10 levels from the display)  
Power regain when braking  
  
Error messages management from display (with error history)  
Rear gear beeper  
48V - 5.8 Ah battery Autonomy up to 25km  
48V - 11.6 Ah Power plus battery Autonomy up to 50km  
Battery charger 48V  
  
Rear gear  
USB port  
Easle  
Mudguard  
Front spoiler with predisposition for FULL LED light

**(Certified software)**

☐ Mototronik

10979



## Handlebar

☆ STANDARD controls

☆ Thumb accelerator

☐ Grip throttle

☐ Disc and electronic brake control lever

☆ Right

12592

☐ Right

10913

☆ Right

12594

☐ Left

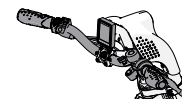
12593

☐ Left

10914

☐ Left

12595




☐ QUADRIPLÉGIC controls  
Handlebar PUSH&PULL



10905


☆ MOTOTRONIK 12" wheel

Motor 250W (750W maximum power)  
Maximum speed according to law



☐ MOTOTRONIK 14" wheel

Motor 1000W (1500W maximum power)  
Maximum speed according to law



10903

## Battery

☆ 48V - 5.8 Ah battery

Autonomy up to 25 km

☐ 48V - 11.6 Ah Power plus battery

Autonomy up to 50 km

10904

Date ..... Order ..... User ..... Address .....

## Accessories

- ☐ FULL LED light (high intensity)  
Integrated in the spoiler



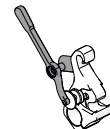
10908

- ☐ Handlebar extension  
Adjustable from 15cm up to 23cm



10907

- ☐ Motor unit facilitated unlock lever  
Recommended with handlebar for quadriplegic



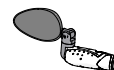
10915

- ☐ Additional FLY 48V - 2.9 Ah battery  
Autonomy up to 15km  
Approved for air transport

10906

- ☐ Rearview mirror

- ☐ Right  
☐ Left



10909

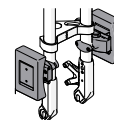
10909

- ☐ Basket (removable) - (with KLICKfix® attachment system)



10912

- ☐ Removable front weight - (with KLICKfix® attachment system)  
(it increases the weight over the power wheel to improve traction)



10910

- ☐ Travel bag

10916

## Note