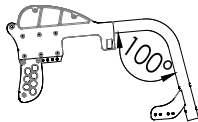
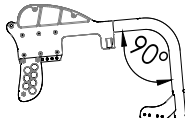


Date ..... User ..... End user wheight (kg) ..... Language user manual .....	<b>Progeo (English)</b> Company stamp	<b>Folding frame wheelchair</b>
Responsible .....		

<b>Wheelchair measures - The tolerance on all the dimensions indicated and/or required is ± 10 mm</b>	
Seat width (LS)	<input type="checkbox"/> 36 <input type="checkbox"/> 39 <input type="checkbox"/> 42 <input type="checkbox"/> 45
Seat depth (PS)	<input type="checkbox"/> 35 <input type="checkbox"/> 37,5 <input type="checkbox"/> 40 <input type="checkbox"/> 42,5 <input type="checkbox"/> 45 <input type="checkbox"/> 47,5 <small>The real seat depth, from the front part of the seat cloth to the backrest tube will be 2 cm more than the declared one.</small>
Footplate distance (DP)	..... (cm) ±0.5cm - adjustment steps 1.5cm <small>(Real distance between seat and footplate) - IMPORTANT NOTICE! From the footplate to the floor minimum 4cm !! (Minimum Front height = DP + 4cm)</small> <u>See reference tables N°3</u>
Setting	<input checked="" type="checkbox"/> Standard <input type="checkbox"/> Prudential <input type="checkbox"/> Active
Backrest Height (TS)	Std.Value 33,5 ..... (min 24.5-max 47) adjustment steps 1.5cm
Backrest rake adjustable from -4° to +12°	
Camber	<input checked="" type="checkbox"/> 0° <input type="checkbox"/> 2°
Front height ..... (STD 49) - Rear height ..... (STD 43)	

<b>Front frame</b>	
<input checked="" type="checkbox"/> Aluminium standard frame Angle 100°	
<input type="checkbox"/> Aluminium frame Angle 90° - (max 5" caster)	
<div style="display: flex; justify-content: space-between;"> <div> <b>Frame colour</b>  <input type="checkbox"/> Bright silver  <input type="checkbox"/> Polished black  <input type="checkbox"/> Bright blue  <input type="checkbox"/> Bright fuchsia  <input type="checkbox"/> Bright red  <input type="checkbox"/> Bright lime  <input type="checkbox"/> Bright blue china  <input type="checkbox"/> Pearl white         </div> </div>	

<b>Backrest</b>
<input checked="" type="checkbox"/> Adjustable velcro straps and padded transpiring upholstery

<b>Handle tube</b>
<input checked="" type="checkbox"/> Tubes with standard handle <input type="checkbox"/> Folding handles <small>Not available with: Push handles for companion</small>
 <div style="float: right;">02958</div>

<b>Colour set: Rear wheels and forks - To be matched only with: Rear wheels Ultra-light Progeo - Standard! (22 - 24)</b>		
<input checked="" type="radio"/> Polished black <input type="radio"/> Bright silver <input type="radio"/> Bright fuchsia <input type="radio"/> Bright blue <input type="radio"/> Bright red <input type="radio"/> Bright lime <input type="radio"/> Pearl white	22" 24" 25" 26" 22" 24" 22" 24" 22" 24" 22" 24" 22" 24" 22" 24"	 00833 00833 00833 00833 00833 00833 00833

<b>Casters</b>		
<input checked="" type="checkbox"/> 4" Soft <input type="checkbox"/> 3" Sport <input type="checkbox"/> 5" Soft <input type="checkbox"/> 6" Soft <input type="checkbox"/> 6" Pneumatic  <input type="checkbox"/> 3" Active Soft (wide) <input type="checkbox"/> 4" Active Sport (narrow) <input type="checkbox"/> 4" Active Soft (wide) <input type="checkbox"/> 5" Active Soft (wide) <input type="checkbox"/> 5" Pneumatic	       (Available only with 100° angle) (Available only with 100° angle)  (Aluminium alloy rim) (Aluminium alloy rim) (Aluminium alloy rim) (Aluminium alloy rim)	              06824 01398 03943 07518 10844

Date ..... Order ..... User ..... Address .....

**Rear wheels**

- ☒ 24" Ultra-light Progeo - Standard!  
☐ 22" Ultra-light Progeo - Standard!  
☐ 25" Ultra-light Progeo - Standard! (colour: black)  
☐ 26" Progeo - Standard! (colour: black)  
☐ 24" ULTRA-LIGHT PROGEO KEY SPORT **Weight reduction approx. 450gr.** 04383  
☐ 24" Ultra-light "Spinergy LX" 01685  
☐ 24" Ultra-light "Spinergy LXL" ☐ Black hub and white spokes ☐ Hub and spokes black 07846  
☐ 24" Ultra-light "Spinergy Flex rim" **Integrated aluminium/rubber handrim** 02270  
☐ 25" Ultra-light "Spinergy LX" 02101  
☐ 25" Ultra-light "Spinergy LXL" ☐ Black hub and white spokes 07847  
☐ 26" Ultra-light "Spinergy LX" 02102  
☐ 24" Off-road (aluminium handrim black) 01392

**Rear wheel tyre**

- ☒ High pressure tyre (22"-24"-25"-26")  
☐ High pressure profile tyre (24")  
☐ Marathon Plus (24"-25") **with anti-puncture protection** 01669  
☐ Anti-puncture - Colour Black (24") 11083  

Not available with Rear wheels : 24" ULTRA-LIGHT PROGEO KEY SPORT, 24" Ultra-light "Spinergy LXL"

☐ Anti-puncture - Colour Grey (22") 04181

**Handrim**
**Wheel distance ☒ 3 cm ☐ 4 cm**

- ☒ Aluminium (22"-24"-25"-26")  
☐ Aluminium black SOFT-TOUCH (24"-25") (24" handrim, on 25" wheel is installed with spacers) 09170  
☐ Chromed Steel (24"-25") (24" handrim, on 25" wheel is installed with spacers) 01684  
☐ Titanium (24"-25") (24" handrim, on 25" wheel is installed with spacers) 00016  
☐ Ultra Grepp (24"-25") (24" handrim, on 25" wheel is installed with spacers) 00017  
☐ Max Grepp (24"-25") (24" handrim, on 25" wheel is installed with spacers) 00834  
☐ Ergo Para (24") 00632  
☐ TOP FRICTION (24"-25") (24" handrim, on 25" wheel is installed with spacers) 11023  

**Oval countour with a rubber insert**

☐ NOVA H (24"-25") (24" handrim, on 25" wheel is installed with spacers) 11025  

**Ergonomic black profile**

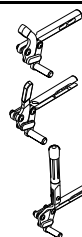
☐ NOVA D (24"-25") (24" handrim, on 25" wheel is installed with spacers) 11026  

**Ergonomic profile with rubber coating (ideal for quadriplegics)**

☐ SURGE LT (25") **Oval countour with a rubber insert** 06427  
☐ Quad (24") (24") 00693  
☐ Silicon cover for standard aluminium handrim Available for measures (22"- 24" - 26") 04050

**Wheel locks**

- ☒ Bent lever push to lock  
☐ Straight lever push to lock  
☐ Straight lever pull to lock  
☐ Brake with extension lever push to lock 01949  
☐ Brake with extension lever pull to lock 03372


**Footplate - See reference tables N°3**

- ☒ Automatic Closure footplate rake and depth adjustable  
☐ Internal ☒ 2/3 Internal ☐ External 11526  

Minimum footplate distance 32,5cm, calculated with the standard configuration and with the footplates positioned on inside.  
☐ Minimum footplate distance 25cm. Available only with Multi-function and rotative system - 03945 ,00

☐ One piece footplate - Flip-up! rake and depth adjustable  
☐ Internal ☒ 2/3 Internal ☐ External 11527  

Minimum footplate distance 32,5cm, calculated with the standard configuration and with the footplates positioned on inside.  
☐ Minimum footplate distance 26cm. Available only with Multi-function and rotative system - 03945 ,00

☐ One piece aluminium footplate - Flip-up! rake and depth adjustable  
☐ Internal ☒ 2/3 Internal ☐ 2/3 External ☐ External 11528  

Minimum footplate distance 32,5cm, calculated with the standard configuration and with the footplates positioned on inside.

☐ Plastic footrest rake adjustable  
☒ 2/3 Internal ☐ 2/3 External 11525  

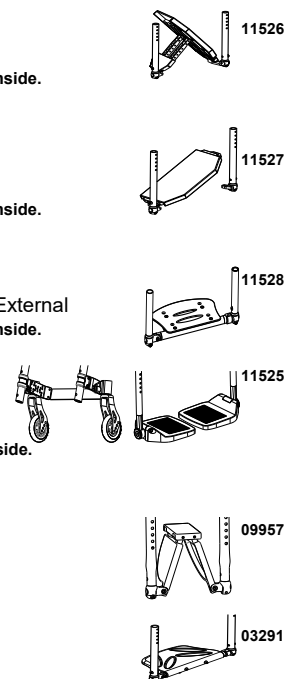
Minimum footplate distance 34 cm, calculated with the standard configuration and with the footplates positioned on inside.  
**Weight increase approx. 500gr.**  
**Need a stretch calf band.**

☐ Footplate COMPACT, automatic Closure, rake and depth adjustable  

Minimum footplate distance 35cm. ☒ Internal ☐ External 09957

☐ One piece Carbon fibre footplate rake adjustable, swing away, flip-up.  
☒ Internal ☐ External 03291  

Minimum footplate distance 32,5cm, calculated with the standard configuration and with the footplates positioned on inside.



Date ..... Order ..... User ..... Address .....

## Mudguard

☆ ABS mudguard

☐ Straight sideguard

☐ Carbon fibre mudguard

03946

☐ Extra charge for REMOVABLE VERSION

03960

## Armrests

☐ Tubular armrests

(Swing away, removable and height adjustable armrest)



00694

## Accessories

☐ Pad for front frame protectors

07058

☐ Backrest-seat connection cloth

10241

☐ Removable storage bag (with quick coupling)

09811

## Optional 1

☐ Transit wheels



00836

☐ Anti-tipper with rapid hookup

(inside rotation to reduce the encumbrance)

☐ Right

☐ Left



00023

00024

☐ Tipping aid

☐ Right

☐ Left



00025

01046

☐ Crutches support

☐ Right

☐ Left



00838

00837

## Optional 2

☐ Tetraclip

(Quick release axle for quadriplegic)

03947

☐ Safety pelvic belt

03972

☐ Harness

04103

☐ Push handles for companion

(Removable and height adjustable)



01048

☐ Quick release front forks

00030

☐ Lumbar support

(to insert in the backrest upholstery)

00013

☐ Swing away lateral support

☐ Right

☐ Left

Not available with Posture backrest PHYSIO



02097

02098

☐ Spoke guards Black

(22"-24")

01043

☐ Spoke guards Transparent

(22"-24")

00835

☐ Spoke guards Progeo design

(22"-24")

00019

☐ Spoke guards Dragon

(22"-24")

02106

## Additional Kit

☐ 24" Off-road rear wheels

Off-Road tyre - aluminium handrim (black colour)

03378

☐ 24" FAT rear wheels

FAT tyre 3" - aluminium handrim (black colour)

09357








Date ..... Order ..... User ..... Address .....

**PHYSIO - Posture backrest**


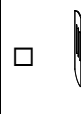
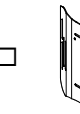

**(Std. Backrest upholstery not provided)**

Removable with quick release  
Suitable for tubes with diameter 18÷26mm  
Depth adjustment (4cm)  
Angle adjustment ( $\pm 18^\circ$ )

☐ **AIR** Carbon shell

BACKREST HEIGHT		28	34	40		
Shell's shape		Lateral retaining wing A=high - R=regular				
<div>7,5 cm</div> 	A	R	A	R	A	R
						
	<input type="checkbox"/>	<input type="checkbox"/>	<input type="checkbox"/>	<input type="checkbox"/>	<input type="checkbox"/>	<input type="checkbox"/>

☐ **POSTURE** Aluminum shell

BACKREST HEIGHT	34	40	52
Shell's shape	Lateral retaining wing B=regular		
	R	R	R
7,5 cm 			
	<input type="checkbox"/>	<input type="checkbox"/>	<input type="checkbox"/>

**Configuration DEEP with side support PAD (height adjustable)**

☐ Aluminum lateral with padded, breathable upholstery.



Small (h 13cm)



☐ Right  
10272



☐ Left  
10272

Large (h 20cm)



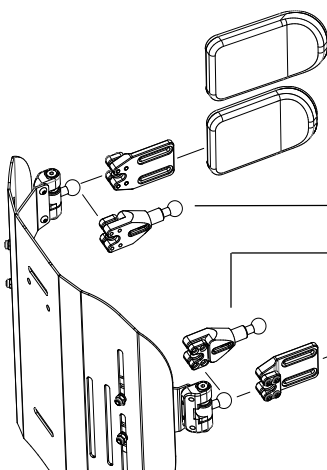
☐ Right  
10273



☐ Left  
10273

**SWING AWAY - Lateral support**

Fixing and adjustment hardware complete with protection sleeve  
Aluminum lateral with padded, breathable upholstery.



☐ Large (18x12)

05647

☐ Small (14x9)

05643

☐ Lateral support extension

Quantity (number pcs).....

10271

☐ Lateral support extension

Quantity (number pcs).....

☐ Small (14x9)

05642

☐ Large (18x12)

05646

☐ Headrest adjustable - Double ball mounting system  
Available only with backrest Physio  
Not available for backrest Physio AIR carbon shell

☐ Large (34x14)

05648

☐ Small (28x14)



Date ..... Order ..... User ..... Address .....

## Note




Wheelchair : Progeo YOGA - Rev. 2023.2

Prices - VAT excluded  
to be added to the price list

Send this page only if any optional have been chosen

- ☒ standard (supplied if no requests are indicated)
- ☐ on request (without extra charge)
- ☐ optional (cost to be added at the basic price)

## REFERENCE TABLES

1		Front height			
FORK		Casters			
		3"	4"	5"	6"
SMALL 		min 43	min 44	min 46	
		max 44	max 45		
MEDIUM 		min 46	min 46	min 46	min 46
		max 47	max 48	max 49	max 51
LONG 		min 49	min 49	min 49	min 49
		max 50	max 51	max 52	max 53
The size of the fork will be defined only by Progeo in accordance with wheelchair final configuration.					

2		Rear height			
		Rear wheels			
		22"	24"	25"	26"
H min		min. 40	min. 41	min. 42	min. 43
H max		max 47	max 49	max 50	max 51

3		Footplate option	Footplate distance	
		Automatic Closure footplate	min. 32,5	min. 32,5
		One piece footplate - Flip-up!	min. 32,5	min. 32,5
		One piece footplate - Flip-up! , with multifunction rotative system	min. 27,5	min. 29
		One piece aluminium footplate - Flip-up!	min. 32,5	min. 32,5
		Plastic footrest	min. 34	min. 34
		One piece Carbon fibre footplate	min. 32,5	min. 32,5
Calculated with the standard configuration and with the footplates positioned on inside.				
IMPORTANT NOTICE! From the footplate to the floor minimum 4cm !! (Minimum Front height = DP + 4cm)				

4		Rear wheels	
Model		Features	
22" Ultra-light Progeo - Standard!		(not available in anthracite color) - (aluminium handrim and high pressure tyre)	
24" Ultra-light Progeo - Standard!		(available for all couloors)	
24" ULTRA-LIGHT PROGEO KEY SPORT		(silver hub, black rim and 16 spokes)	
24" Ultra-light "Spinergy LX"		(silver hub, black rim and spokes)	
24" Ultra-light "Spinergy LXL"		(black hub and rim, 18 white spokes) - (black hub, rim and 18 spokes)	
24" Ultra-light "Spinergy Flex rim"		(silver hub, black rim and spokes) - (integrated aluminium/rubber handrim - encumbrance reduction up to 3cm. - all tyre)	
24" Off-road		(colour: black) - (aluminium handrim - tyre Off-road)	
25" Ultra-light "Spinergy LX"		(silver hub, black rim and spokes)	
25" Ultra-light "Spinergy LXL"		(black hub and rim, 18 white spokes)	
26" Progeo - Standard!		(colour: black)	
26" Ultra-light "Spinergy LX"		(silver hub, black rim and 18 spokes)	

Date ..... Order ..... User ..... Address .....

12" wheel - Motor 250W (750W maximum power)  
14" wheel - Motor 1000W (1500W maximum power)

Color display with switcher  
Maximum speed limit settable from display  
5 speed levels selectable  
10 display-selectable acceleration levels  
Adaptive Cruise Control  
  
Disc and electronic brake control lever  
Motor brake (adjustable in 10 levels from the display)  
Electronic brake with control bottom (adjustable in 10 levels from the display)  
Power regain when braking  
  
Error messages management from display (with error history)  
Rear gear beeper  
48V - 5.8 Ah battery Autonomy up to 25km  
48V - 11.6 Ah Power plus battery Autonomy up to 50km  
Battery charger 48V  
  
Rear gear  
USB port  
Easle  
Mudguard  
Front spoiler with predisposition for FULL LED light

**(Certified software)**

☐ **Mototronik**

**10979**



## Handlebar

☆ STANDARD controls

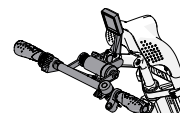
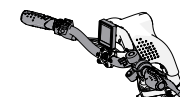
☆ Thumb accelerator and Disc and electronic brake control lever (Right)

☐ Grip throttle and Disc and electronic brake control lever

☐ Right  
☐ Left


**10913**  
**10914**

☐ **QUADRIPLÉGIC controls**  
Handlebar PUSH&PULL

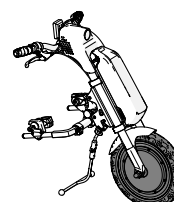


**10905**

☆ **MOTOTRONIK 12" wheel**  
Motor 250W (750W maximum power)  
Maximum speed according to law



☐ **MOTOTRONIK 14" wheel**  
Motor 1000W (1500W maximum power)  
Maximum speed according to law



**10903**

## Battery


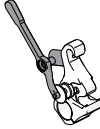

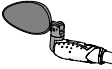

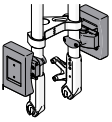
☆ 48V - 5.8 Ah battery *Autonomy up to 25 km*

☐ 48V - 11.6 Ah Power plus battery *Autonomy up to 50 km*

**10904**

Date ..... Order ..... User ..... Address .....

## Accessories

- |   |   |   |
|---|---|---|
| <input type="radio"/> Handlebar extension<br>Adjustable from 15cm up to 23cm  |    | 10907   |
| <input type="radio"/> Motor unit facilitated unlock lever<br>Recommended with handlebar for quadriplegic  |    | 10915   |
| <input type="radio"/> Additional FLY 48V - 2.9 Ah battery<br>Autonomy up to 15km<br>Approved for air transport  |   | 10906   |
| <input type="radio"/> FULL LED light (high intensity)<br>Integrated in the spoiler  |    | 10908   |
| <input type="radio"/> Rearview mirror   | <input type="radio"/> Right<br><input type="radio"/> Left                             | <br>10909<br>10909 |
| <input type="radio"/> Basket (removable) - (with KLiCKfix® attachment system)   |   | 10912   |
| <input type="radio"/> Removable front weight - (with KLiCKfix® attachment system)<br>(it increases the weight over the power wheel to improve traction) |  | 10910   |
| <input type="radio"/> Travel bag  |   | 10916   |

## Note

Wheelchair : Progeo YOGA - Rev. 2023.2

Prices - VAT excluded  
to be added to the price list

Send this page only if any optional have been chosen

- |   |            |   |
|---|------------|---|
| ☆ | standard   | (supplied if no requests are indicated) |
| □ | on request | (without extra charge)                  |
| ○ | optional   | (cost to be added at the basic price)   |